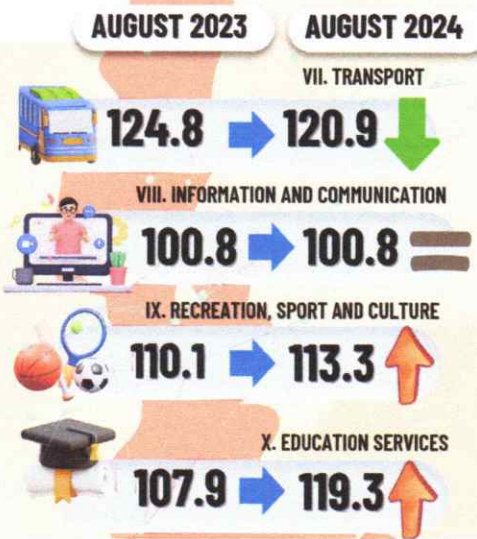
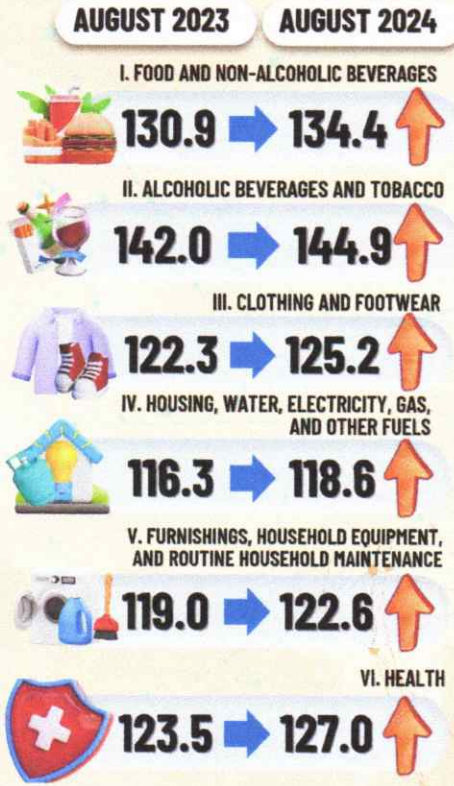
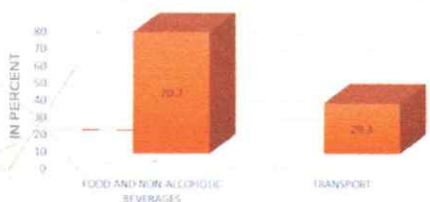


## AUGUST 2024 CONSUMER PRICE INDEX BY COMMODITY GROUP

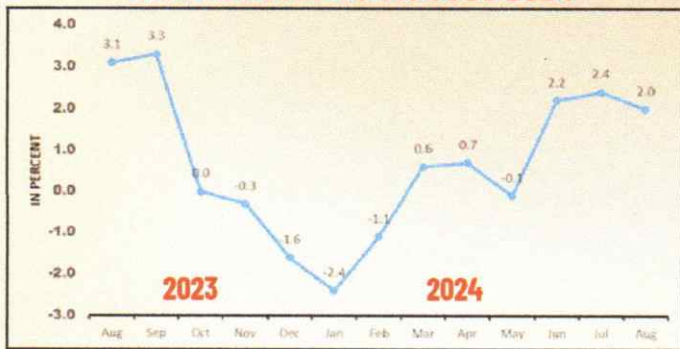


TOP 2 MAJOR COMMODITY GROUPS CONTRIBUTING TO THE DOWNTREND OF ILOCOS SUR'S AUGUST 2024 INFLATION



IN AUGUST 2024, ILOCOS SUR'S CONSUMER PRICE INDEX (CPI) POSTED AT 127.4, MARKING AN INCREASE OF 2.5 INDEX POINTS FROM THE 124.9 CPI RECORDED IN AUGUST 2023.

### INFLATION RATE IN ILOCOS SUR AUGUST 2023 TO AUGUST 2024

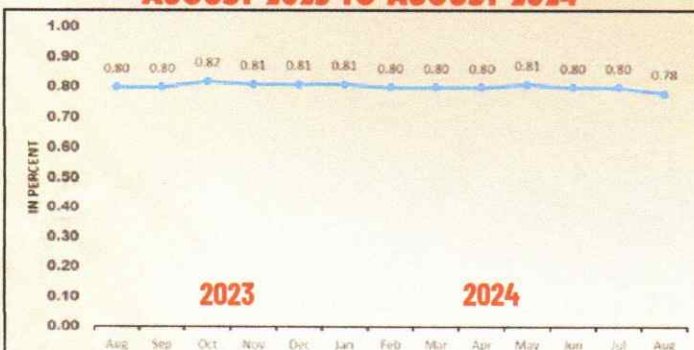


### INFLATION RATE FOR THE MONTH OF AUGUST 2024

**2.0 %** ↓

THE HEADLINE INFLATION RATE IN ILOCOS SUR DECREASED TO 2.0 PERCENT IN AUGUST 2024, A DROP OF 0.4 PERCENTAGE POINT FROM THE 2.4 PERCENT OBSERVED IN JULY 2024.

### PURCHASING POWER OF THE PESO IN ILOCOS SUR AUGUST 2023 TO AUGUST 2024



### PURCHASING POWER OF THE PESO IN ILOCOS SUR IN AUGUST 2024

**PHP 0.78**

AUGUST 2023  
PHP 0.80



Data Source: Philippine Statistics Authority  
Image Source: Canva.com and Google.com

