


# PRICE STATISTICS IN ILOCOS SUR SEPTEMBER 2024

Ref. No. 2024- D40

Base Year: 2018 = 100

## SEPTEMBER 2024 CONSUMER PRICE INDEX BY COMMODITY GROUP



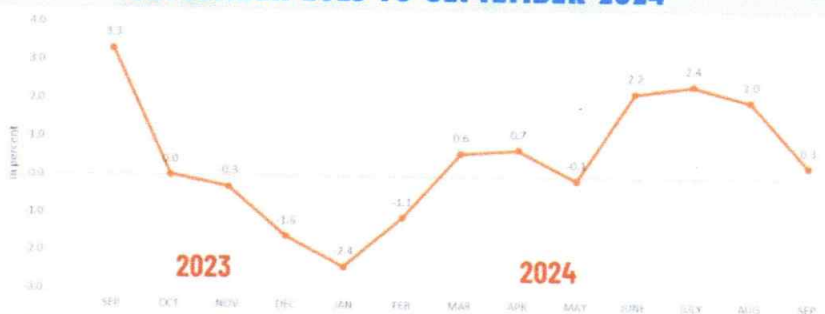
SEPTEMBER 2023: 119.1  
SEPTEMBER 2024: 123.8

**INFLATION RATE FOR THE MONTH OF  
SEPTEMBER 2024**

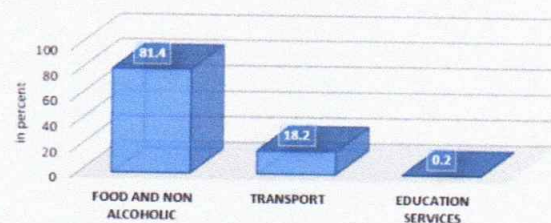
**0.3%**

THE HEADLINE INFLATION RATE IN ILOCOS SUR DECREASED TO 0.3 PERCENT IN SEPTEMBER 2024, A DROP OF 1.7 PERCENTAGE POINTS FROM THE 2.0 PERCENT OBSERVED IN AUGUST 2024.

### INFLATION RATE IN ILOCOS SUR SEPTEMBER 2023 TO SEPTEMBER 2024



### TOP 3 MAJOR COMMODITY GROUPS CONTRIBUTING TO THE DOWNTREND OF ILOCOS SUR'S SEPTEMBER 2024 INFLATION



IN SEPTEMBER 2024, ILOCOS SUR'S CONSUMER PRICE INDEX (CPI) POSTED AT 126.1, MARKING AN INCREASE OF 0.4 INDEX POINT FROM THE 125.7 CPI RECORDED IN SEPTEMBER 2023.

### PURCHASING POWER OF THE PESO IN ILOCOS SUR SEPTEMBER 2023 TO SEPTEMBER 2024



### PURCHASING POWER OF THE PESO IN ILOCOS SUR IN SEPTEMBER 2024

**PHP 0.79**

SEPTEMBER 2023  
PHP 0.80

