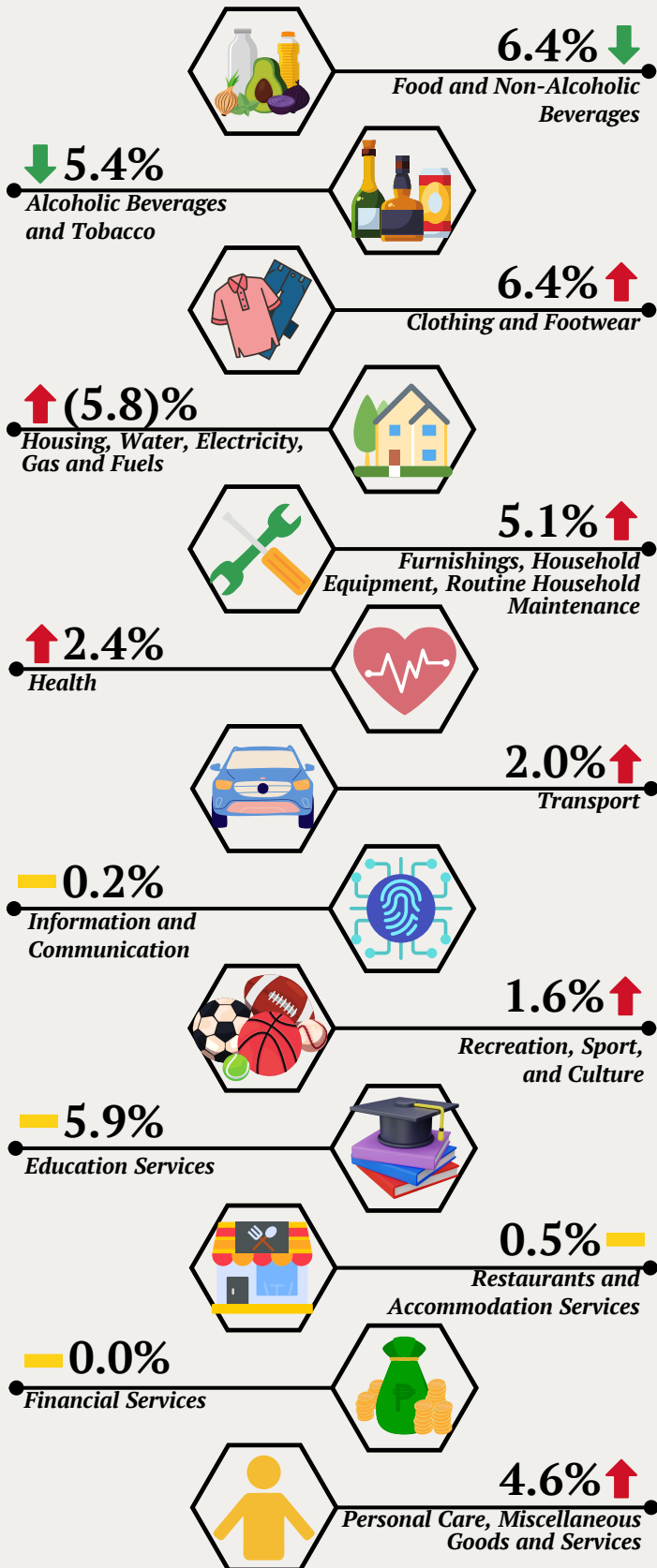


# Summary Inflation Report


## Consumer Price Index (2018=100)

### Pangasinan: May 2024

#### Inflation Rate by Commodity Group




#### Inflation Rate



May 2023	6.1
April 2024	2.5
<b>May 2024</b>	<b>2.6</b>

The inflation rate is the annual rate of change or the year-on-year change of the CPI expressed in percent. Inflation rate is interpreted in terms of declining purchasing power of the peso.

#### Consumer Price Index



May 2023	121.4
April 2024	124.8
<b>May 2024</b>	<b>124.5</b>

The Consumer Price Index (CPI) is an indicator of the change in the average retail prices of a fixed basket of goods and services commonly purchased by households relative to a base year.

#### Purchasing Power of the Peso



May 2023	0.82
April 2024	0.80
<b>May 2024</b>	<b>0.80</b>

The Purchasing Power of the Peso (PPP) shows how much the peso in the base period is worth in the current period. It is computed as the reciprocal of the CPI for the period under review multiplied by 100.