

PRICE STATISTICS IN ILOCOS SUR

JUNE 2024

Base Year: 2018 = 100



Ref. No. 2024-033

JUNE 2024 CONSUMER PRICE INDEX BY COMMODITY GROUP

JUNE 2023

JUNE 2024

JUNE 2023

JUNE 2024

JUNE 2023

JUNE 2024

I. FOOD AND NON-ALCOHOLIC BEVERAGES



II. ALCOHOLIC BEVERAGES AND TOBACCO



III. CLOTHING AND FOOTWEAR



IV. HOUSING, WATER, ELECTRICITY, GAS, AND OTHER FUELS



V. FURNISHINGS, HOUSEHOLD EQUIPMENT, AND ROUTINE HOUSEHOLD MAINTENANCE



VI. HEALTH



VII. TRANSPORT

119.7 → 121.4 ↑



VIII. INFORMATION AND COMMUNICATION

100.8 → 100.8 =



IX. RECREATION, SPORT AND CULTURE

110.0 → 112.0 ↑



X. EDUCATION SERVICES

107.9 → 108.3 ↑



XI. RESTAURANTS AND ACCOMMODATION SERVICES

132.4 → 134.4 ↑



XII. FINANCIAL SERVICES

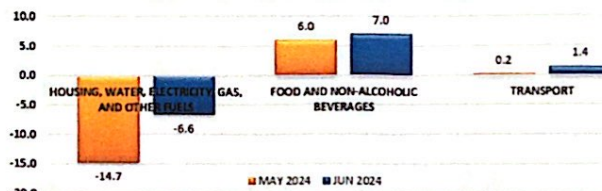
146.0 → 146.0 =



XIII. PERSONAL CARE, AND MISCELLANEOUS GOODS AND SERVICES

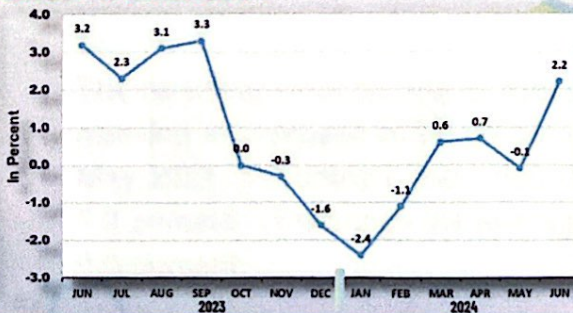
119.0 → 122.9 ↑

Major Commodity Groups Contributing to the Uptrend of Ilocos Sur's June 2024 Inflation Rate



IN JUNE 2024, ILOCOS SUR'S CONSUMER PRICE INDEX (CPI) POSTED AT 125.5, MARKING AN INCREASE OF 2.7 INDEX POINTS FROM THE 122.8 CPI RECORDED IN JUNE 2023.

INFLATION RATE IN ILOCOS SUR JUNE 2023 TO JUNE 2024




INFLATION RATE FOR THE MONTH OF JUNE 2024

2.2%

THE HEADLINE INFLATION RATE IN ILOCOS SUR INCREASED TO 2.2 PERCENT IN JUNE 2024, MARKING AN INCREASE OF 2.3 PERCENTAGE POINTS FROM THE -0.1 PERCENT OBSERVED IN MAY 2024.

PURCHASING POWER OF THE PESO IN ILOCOS SUR JUNE 2023 TO JUNE 2024



PURCHASING POWER OF THE PESO IN JUNE 2024

PHP 0.80

JUNE 2023
PHP 0.81

JUNE 2024
PHP 0.80



Data Source: Philippine Statistics Authority
Image Source: Canva.com and Google.com