


# PRICE STATISTICS IN ILOCOS SUR MAY 2024

Ref. No. 2024-032

Base Year: 2018 = 100

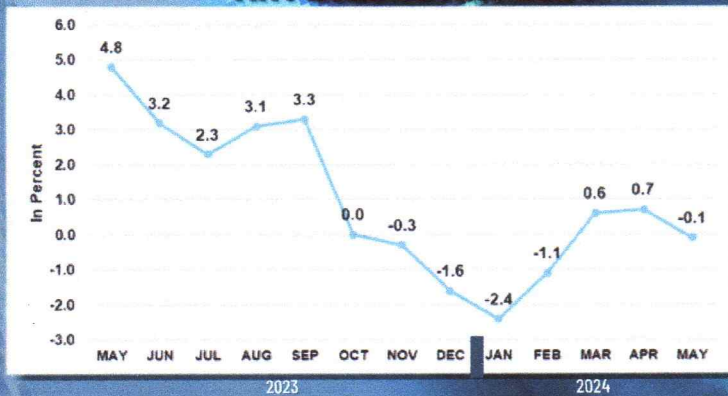


## MAY 2024 CONSUMER PRICE INDEX BY COMMODITY GROUP



IN MAY 2024, ILOCOS SUR'S CONSUMER PRICE INDEX (CPI) POSTED AT 123.8, MARKING A DECREASE OF 0.1 INDEX POINT FROM THE 123.9 CPI RECORDED IN MAY 2023.

### INFLATION RATE IN ILOCOS SUR MAY 2023 TO MAY 2024

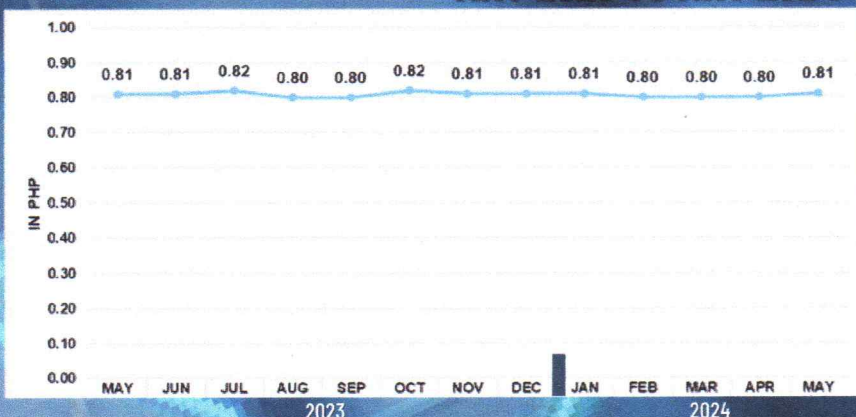


### INFLATION RATE FOR THE MONTH OF MAY 2024



THE HEADLINE INFLATION RATE IN ILOCOS SUR EXPERIENCED A NOTABLE SHIFT WITHIN A MONTH, MOVING FROM 0.7 PERCENT IN APRIL 2024 TO -0.1 PERCENT IN MAY 2024. THIS CHANGE SIGNIFIES A REVERSAL IN PRICE TRENDS, INDICATING THAT PRICES DECREASED BY 0.8 PERCENTAGE POINT IN MAY COMPARED TO THE PREVIOUS MONTH.

### PURCHASING POWER OF THE PESO IN ILOCOS SUR MAY 2023 TO MAY 2024



### PURCHASING POWER OF THE PESO IN MAY 2024

**PHP 0.81**



MAY 2023  
PHP 0.81

MAY 2024  
PHP 0.81