



Inflation Rates of Major Commodity Groups

La Union : February 2023 (2018=100)


6.7% January 2022

6.2% February 2023

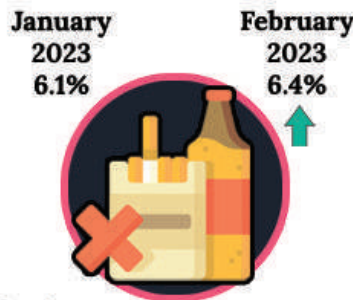
2.1% February 2022

Headline Inflation Rate

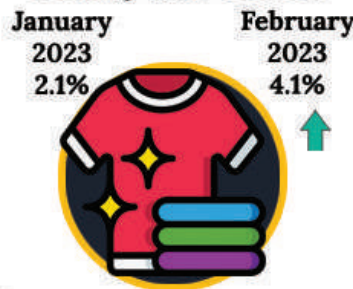
Food and Non-Alcoholic Beverages



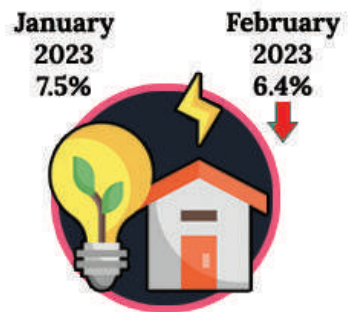
Alcoholic Beverages and Tobacco



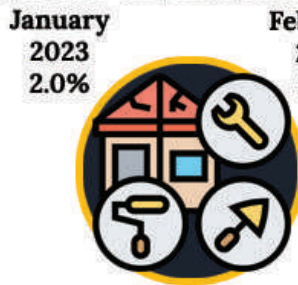
Clothing and Footwear



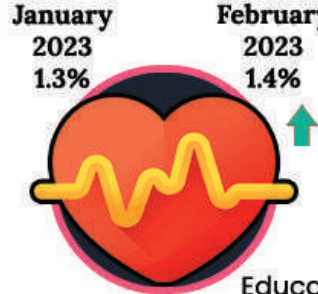
Housing, Water, Electricity, Gas and Other Fuels



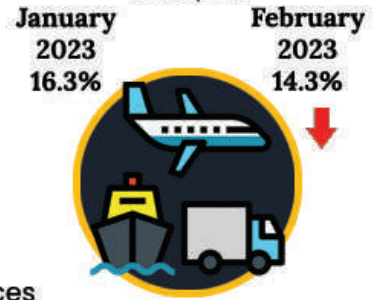
Furnishings, Household Equipment and Routine Household Maintenance



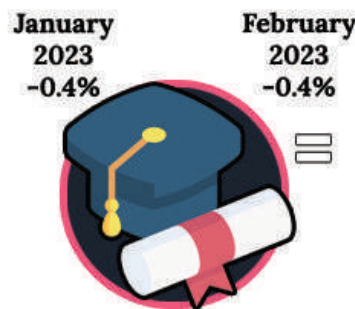
Health



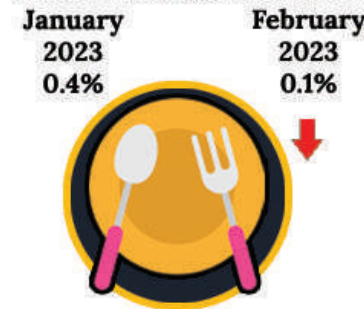
Transport



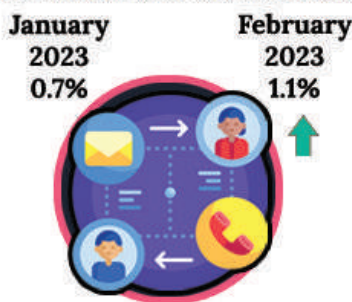
Education Services



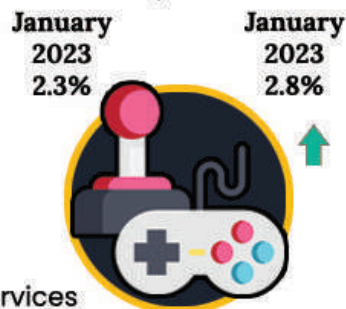
Restaurants and Accommodation Services



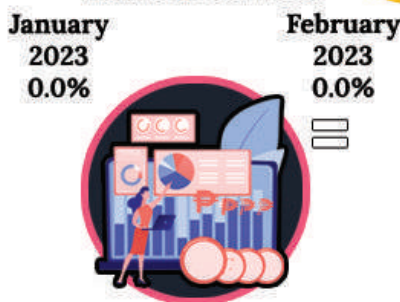
Information and Communication



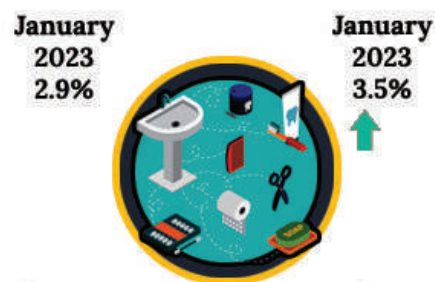
Recreation, Sport and Culture



Financial Services



Personal Care, and Miscellaneous Goods and Services



Data Source: Philippine Statistics Authority | Image Source: fiaticon.com, freepik.com, vecteezy.com