

# Inflation Rates of Food Subgroups

La Union : October 2023 (2018=100)

**11.5%**  
September 2023

**Food Inflation**  
**8.9** ↓  
October 2023

**4.9%**  
October 2022

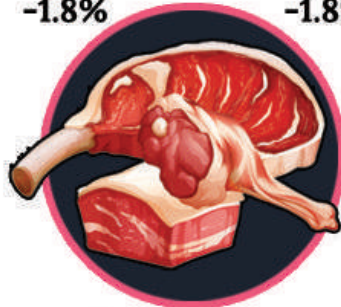
**Cereals and Cereal Products**

<b>September</b> 2023 15.4%	<b>October</b> 2023 13.3%
-----------------------------------	---------------------------------



**Meat and Other Parts of Slaughtered Land Animals**

<b>September</b> 2023 -1.8%	<b>October</b> 2023 -1.8%
-----------------------------------	---------------------------------



**Fish and Other Seafood**

<b>September</b> 2023 10.3%	<b>October</b> 2023 6.6%
-----------------------------------	--------------------------------




**Milk, Other Dairy Products, and Eggs**

<b>September</b> 2023 4.2%	<b>October</b> 2023 4.7%
----------------------------------	--------------------------------




**Oil and Fats**

<b>September</b> 2023 3.0%	<b>October</b> 2023 2.7%
----------------------------------	--------------------------------



**Fruits and Nuts**

<b>September</b> 2023 2.7%	<b>October</b> 2023 8.2%
----------------------------------	--------------------------------



**Vegetables, Tubers, Plantains, Cooking Bananas and Pulses**

<b>September</b> 2023 62.7%	<b>October</b> 2023 40.9%
-----------------------------------	---------------------------------



**Sugar, Confectionery and Desserts**

<b>September</b> 2023 9.9%	<b>October</b> 2023 2.0%
----------------------------------	--------------------------------



**Ready-Made Food and Other Food Products Not Elsewhere Classified**

<b>September</b> 2023 2.0%	<b>October</b> 2023 1.5%
----------------------------------	--------------------------------



Data Source: Philippine Statistics Authority | Image Source: flaticon.com, freepik.com, vecteezy.com