

Inflation Rates of Food Subgroups

La Union : September 2023 (2018=100)

10.9%
August 2023

Food Inflation
11.5 ↑
September 2023

3.5%
September 2022

Cereals and Cereal Products

August 2023
18.5%

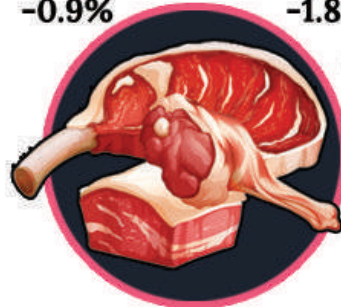
September 2023
15.4%



Meat and Other Parts of Slaughtered Land Animals

August 2023
-0.9%

September 2023
-1.8%



Fish and Other Seafood

August 2023
10.5%


September 2023
10.3%



Milk, Other Dairy Products, and Eggs

August 2023
5.6%


September 2023
4.2%



Oil and Fats

August 2023
5.1%

September 2023
3.0%



Fruits and Nuts

August 2023
-0.3%

September 2023
2.7%



Vegetables, Tubers, Plantains, Cooking Bananas and Pulses

August 2023
40.3%

September 2023
62.7%



Sugar, Confectionery and Desserts

August 2023
8.7%

September 2023
9.9%



Ready-Made Food and Other Food Products Not Elsewhere Classified

August 2023
2.7%

September 2023
2.0%



Data Source: Philippine Statistics Authority | Image Source: flaticon.com, freepik.com, vecteezy.com