

Inflation Rates of Food Subgroups

La Union : August 2023 (2018=100)

4.7%
July 2023

Food Inflation
10.9 ↑
August 2023

2.2%
August 2022

Cereals and Cereal Products

July 2023
2.7%

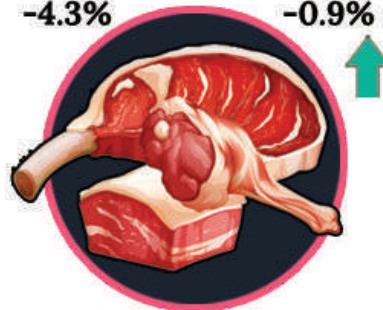
August 2023
18.5%



Meat and Other Parts of Slaughtered Land Animals

July 2023
-4.3%

August 2023
-0.9%



Fish and Other Seafood

July 2023
6.4%

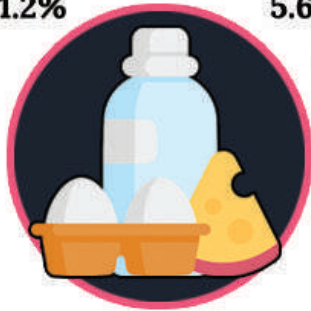
August 2023
10.5%



Milk, Other Dairy Products, and Eggs

July 2023
11.2%

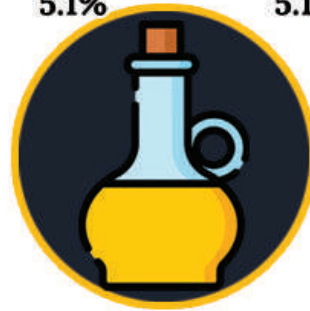
August 2023
5.6%



Oil and Fats

July 2023
5.1%


August 2023
5.1%



Fruits and Nuts

July 2023
-1.3%

August 2023
-0.3%



Vegetables, Tubers, Plantains, Cooking Bananas and Pulses

July 2023
31.3%

August 2023
40.3%



Sugar, Confectionery and Desserts

July 2023
15.9%

August 2023
8.7%



Ready-Made Food and Other Food Products Not Elsewhere Classified

July 2023
2.3%

August 2023
2.7%



Data Source: Philippine Statistics Authority | Image Source: flaticon.com, freepik.com, vecteezy.com