

# Inflation Rates of Major Commodity Groups

## La Union : August 2023 (2018=100)


**Headline Inflation Rate**

2.3% July 2023

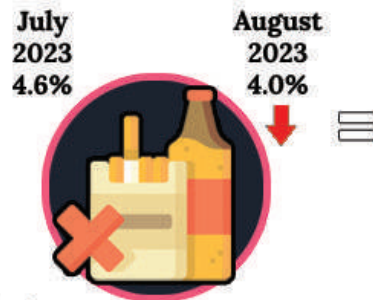
5.3%<sup>↑</sup> August 2023

3.3% August 2022

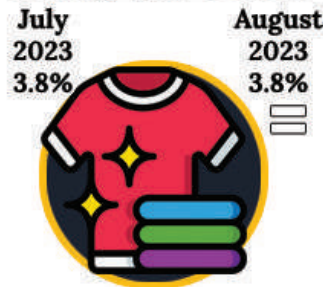
### Food and Non-Alcoholic Beverages



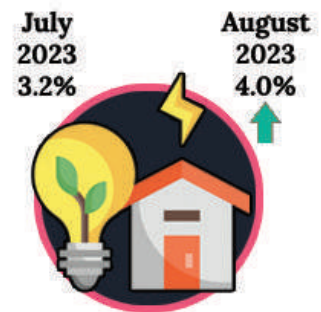
### Alcoholic Beverages and Tobacco



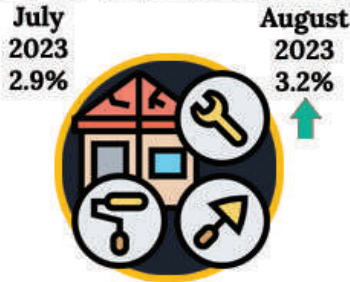
### Clothing and Footwear




### Housing, Water, Electricity, Gas and Other Fuels



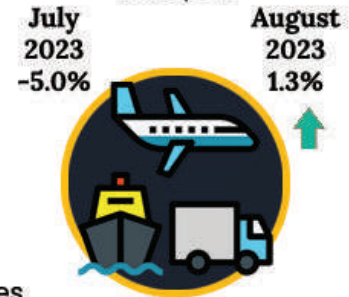
### Furnishings, Household Equipment and Routine Household Maintenance



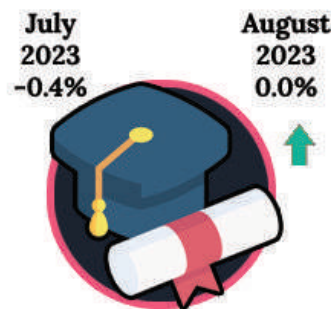
### Health



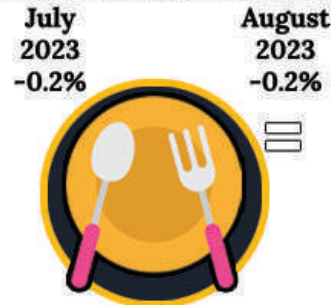
### Transport




### Education Services



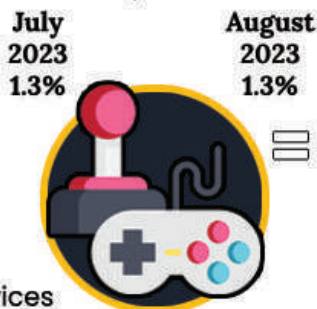
### Restaurants and Accommodation Services



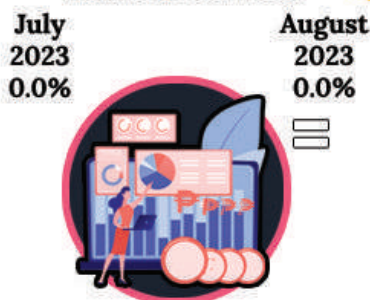
### Information and Communication



### Recreation, Sport and Culture



### Financial Services



### Personal Care, and Miscellaneous Goods and Services



Data Source: Philippine Statistics Authority | Image Source: fiaticon.com, freepik.com, vecteezy.com