



Inflation Rates of Food Subgroups

La Union : June 2023 (2018=100)

5.8%
May 2023

Food Inflation
5.9%[↑]
June 2023

3.9%
June 2022

Cereals and Cereal Products

May 2023
2.9%

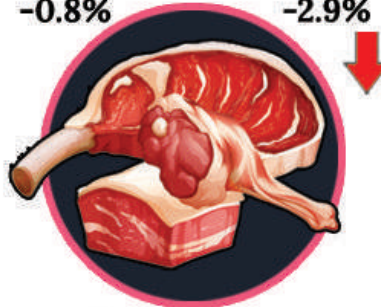
June 2023
2.9%



Meat and Other Parts of Slaughtered Land Animals

May 2023
-0.8%

June 2023
-2.9%



Fish and Other Seafood

May 2023
9.0%

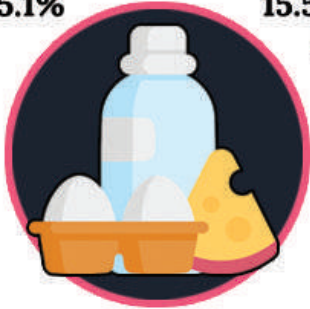
June 2023
11.8%



Milk, Other Dairy Products, and Eggs

May 2023
15.1%

June 2023
15.5%



Oil and Fats

May 2023
7.7%

June 2023
7.1%



Fruits and Nuts

May 2023
4.7%


June 2023
-1.2%



Vegetables, Tubers, Plantains, Cooking Bananas and Pulses

May 2023
11.9%

June 2023
19.7%



Sugar, Confectionery and Desserts

May 2023
33.9%

June 2023
30.3%



Ready-Made Food and Other Food Products Not Elsewhere Classified

May 2023
4.3%

May 2023
3.7%



Data Source: Philippine Statistics Authority | Image Source: flaticon.com, freepik.com, vecteezy.com