



# Inflation Rates of Major Commodity Groups

## La Union : June 2023 (2018=100)


**Headline Inflation Rate**

3.4% May 2023

**3.0%** ↓ June 2023

4.6% June 2022

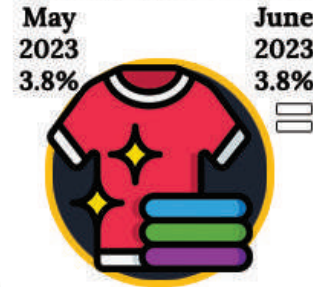
Food and Non-Alcoholic Beverages




Alcoholic Beverages and Tobacco




Clothing and Footwear




Housing, Water, Electricity, Gas and Other Fuels




Furnishings, Household Equipment and Routine Household Maintenance




Health



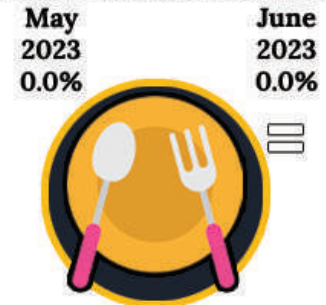
Transport



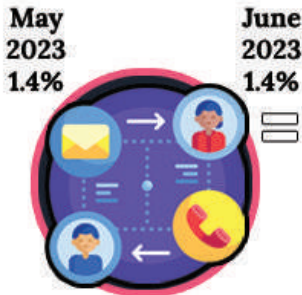
Education Services



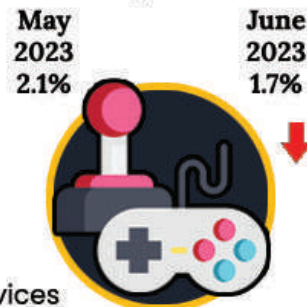
Restaurants and Accommodation Services



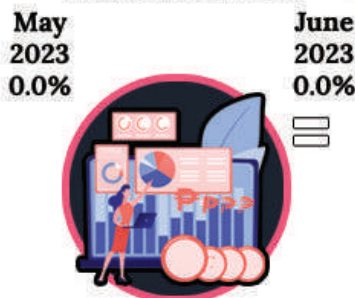
Information and Communication




Recreation, Sport and Culture



Financial Services



Personal Care, and Miscellaneous Goods and Services



Data Source: Philippine Statistics Authority | Image Source: fiaticon.com, freepik.com, vecteezy.com