

Inflation Rates of Food Subgroups

La Union : July 2024 (2018=100)

4.7
July 2023

Food Inflation
10.1%[↑]
July 2024

9.2%
June 2024

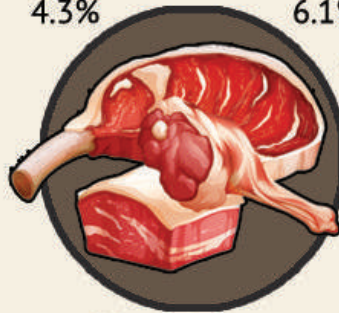
Cereals and Cereal Products

June 2024	July 2024
25.0%	26.1%



Meat and Other Parts of Slaughtered Land Animals

June 2024	July 2024
4.3%	6.1%




Fish and Other Seafood

June 2024	July 2024
2.1%	0.6%



Milk, Other Dairy Products, and Eggs

June 2024	July 2024
-2.3%	0.3%




Oil and Fats

June 2024	July 2024
-1.8%	-1.8%




Fruits and Nuts

June 2024	July 2024
23.9%	14.4%



Vegetables, Tubers, Plantains, Cooking Bananas and Pulses

June 2024	July 2024
0.5%	6.1%



Sugar, Confectionery and Desserts

June 2024	July 2024
-4.7%	-4.3%



Ready-Made Food and Other Food Products Not Elsewhere Classified

June 2024	July 2024
1.6%	1.9%



Data Source: Philippine Statistics Authority | Image Source: fiaticon.com, freepik.com, vecteezy.com