

Inflation Rates of Food Subgroups

La Union : May 2024 (2018=100)

5.8%
May 2024

Food Inflation
8.9% ↑
May 2024

7.4%
April 2023

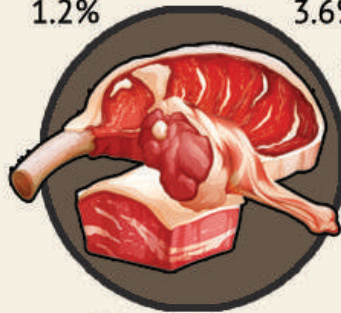
Cereals and Cereal Products

April 2024	May 2024
26.0%	25.2%



Meat and Other Parts of Slaughtered Land Animals

April 2024	May 2024
1.2%	3.6%




Fish and Other Seafood

April 2024	May 2024
-6.1%	-0.4%



Milk, Other Dairy Products, and Eggs

April 2024	May 2024
-0.6%	-0.2%




Oil and Fats

April 2024	May 2024
-1.8%	-1.8%




Fruits and Nuts

April 2024	May 2024
9.7%	14.0%



Vegetables, Tubers, Plantains, Cooking Bananas and Pulses

April 2024	May 2024
6.3%	5.1%



Sugar, Confectionery and Desserts

April 2024	May 2024
-5.0%	-4.5%



Ready-Made Food and Other Food Products Not Elsewhere Classified

April 2024	May 2024
1.2%	0.9%



Data Source: Philippine Statistics Authority | Image Source: fiaticon.com, freepik.com, vecteezy.com