

### Purchasing Power of the Peso

**PhP0.87** ↓  
2023

**PhP0.91**  
2022

### Inflation Rate


**4.4%** ↑  
2023

**3.7%**  
2022

## Year-on-Year Inflation Rate of Major Commodity Groups

#### Food and Non-Alcoholic Beverages

2022 2.9%  
2023 7.8%



#### Alcoholic Beverages and Tobacco

2022 4.4%  
2023 5.0%




#### Clothing and Footwear

2022 0.6%  
2023 3.7%



#### Housing, Water, Electricity, Gas and Other Fuels

2022 4.8%  
2023 3.8%



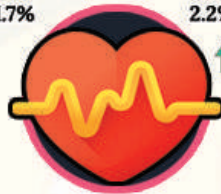
#### Furnishings, Household Equipment and Routine Household Maintenance

2022 1.3%  
2023 2.6%



#### Health

2022 1.7%  
2023 2.2%




#### Transport

2022 15.3%  
2023 2.5%




#### Information and Communication

2022 0.0%  
2023 1.3%




#### Recreation, Sport and Culture

2022 3.8%  
2023 1.7%



#### Education Services

2022 -0.2%  
2023 -0.2%




#### Restaurants and Accommodation Services

2022 0.4%  
2023 0.0%



#### Personal Care, and Miscellaneous Goods and Services

2022 1.9%  
2023 2.4%



#### Financial Services

2022 8.5%  
2023 0.0%



Data Source: Philippine Statistics Authority | Image Source: flaticon.com, freepik.com, vecteezy.com