

### Purchasing Power of the Peso

**PhP0.86** ↓  
Q4 2023

PhP0.89  
Q4 2022

PhP0.87  
Q3 2023

### Inflation Rate


**4.1%** ↓  
Q4 2023

4.4%  
Q4 2022

4.3%  
Q3 2022

### Year-on-Year Inflation Rate of Major Commodity Groups


Food and Non-Alcoholic Beverages  
Q3 2023 8.5%  
Q4 2023 8.4%




Alcoholic Beverages and Tobacco  
Q3 2023 4.3%  
Q4 2023 4.2%



Clothing and Footwear  
Q3 2023 3.8%  
Q4 2023 3.8%



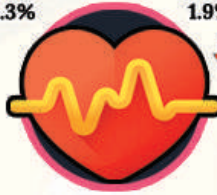
Housing, Water, Electricity, Gas and Other Fuels  
Q3 2023 3.9%  
Q4 2023 2.6%



Furnishings, Household Equipment and Routine Household Maintenance  
Q3 2023 3.1%  
Q4 2023 2.7%



Health  
Q3 2023 2.3%  
Q4 2023 1.9%




Transport  
Q3 2023 -1.2%  
Q4 2023 0.0%




Information and Communication  
Q3 2023 1.4%  
Q4 2023 1.4%



Recreation, Sport and Culture  
Q3 2023 1.1%  
Q4 2023 0.8%




Education Services  
Q3 2023 -0.1%  
Q4 2023 0.0%



Restaurants and Accommodation Services  
Q3 2023 -0.1%  
Q4 2023 0.0%



Personal Care, and Miscellaneous Goods and Services  
Q3 2023 1.8%  
Q4 2023 1.5%



Financial Services  
Q3 2023 0.0%  
Q4 2023 0.0%



Data Source: Philippine Statistics Authority | Image Source: flaticon.com, freepik.com, vecteezy.com