

Inflation Rates of Food Subgroups

La Union : February 2024 (2018=100)

7.6%
January 2024

Food Inflation
7.3 ↓
February 2024

8.8%
February 2023

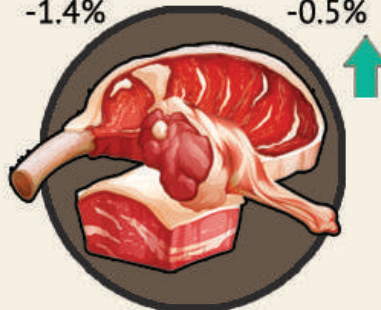
Cereals and Cereal Products

January 2024	February 2024
28.6%	26.4%



Meat and Other Parts of Slaughtered Land Animals

January 2024	February 2024
-1.4%	-0.5%



Fish and Other Seafood

January 2024	February 2024
4.2%	2.2%



Milk, Other Dairy Products, and Eggs

January 2024	February 2024
2.2%	-0.1%




Oil and Fats

January 2024	February 2024
-3.1%	-2.2%




Fruits and Nuts

January 2024	February 2024
2.2%	7.2%



Vegetables, Tubers, Plantains, Cooking Bananas and Pulses

January 2024	February 2024
-8.6%	-5.8%



Sugar, Confectionery and Desserts

January 2024	February 2024
-3.0%	-5.1%



Ready-Made Food and Other Food Products Not Elsewhere Classified

January 2024	February 2024
1.3%	1.2%



Data Source: Philippine Statistics Authority | Image Source: fiaticon.com, freepik.com, vecteezy.com