



# Inflation Rates of Food Subgroups



## La Union : December 2023 (2018=100)

### Food Inflation

# 9.4 ↑

## December 2023

# 8.7%

## November 2023

# 5.9%

## December 2022

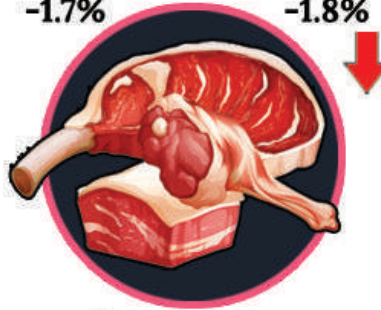
#### Cereals and Cereal Products

November 2023	December 2023
19.9%	25.8%



#### Meat and Other Parts of Slaughtered Land Animals

November 2023	December 2023
-1.7%	-1.8%




#### Fish and Other Seafood

November 2023	December 2023
7.8%	10.6%




#### Milk, Other Dairy Products, and Eggs

November 2023	December 2023
5.4%	6.0%




#### Oil and Fats

November 2023	December 2023
2.4%	1.9%



#### Fruits and Nuts

November 2023	December 2023
12.5%	15.1%



#### Vegetables, Tubers, Plantains, Cooking Bananas and Pulses

November 2023	December 2023
11.8%	-2.7%



#### Sugar, Confectionery and Desserts

November 2023	December 2023
-2.6%	-3.6%



#### Ready-Made Food and Other Food Products Not Elsewhere Classified

November 2023	December 2023
1.7%	2.0%



Data Source: Philippine Statistics Authority | Image Source: flaticon.com, freepik.com, vecteezy.com