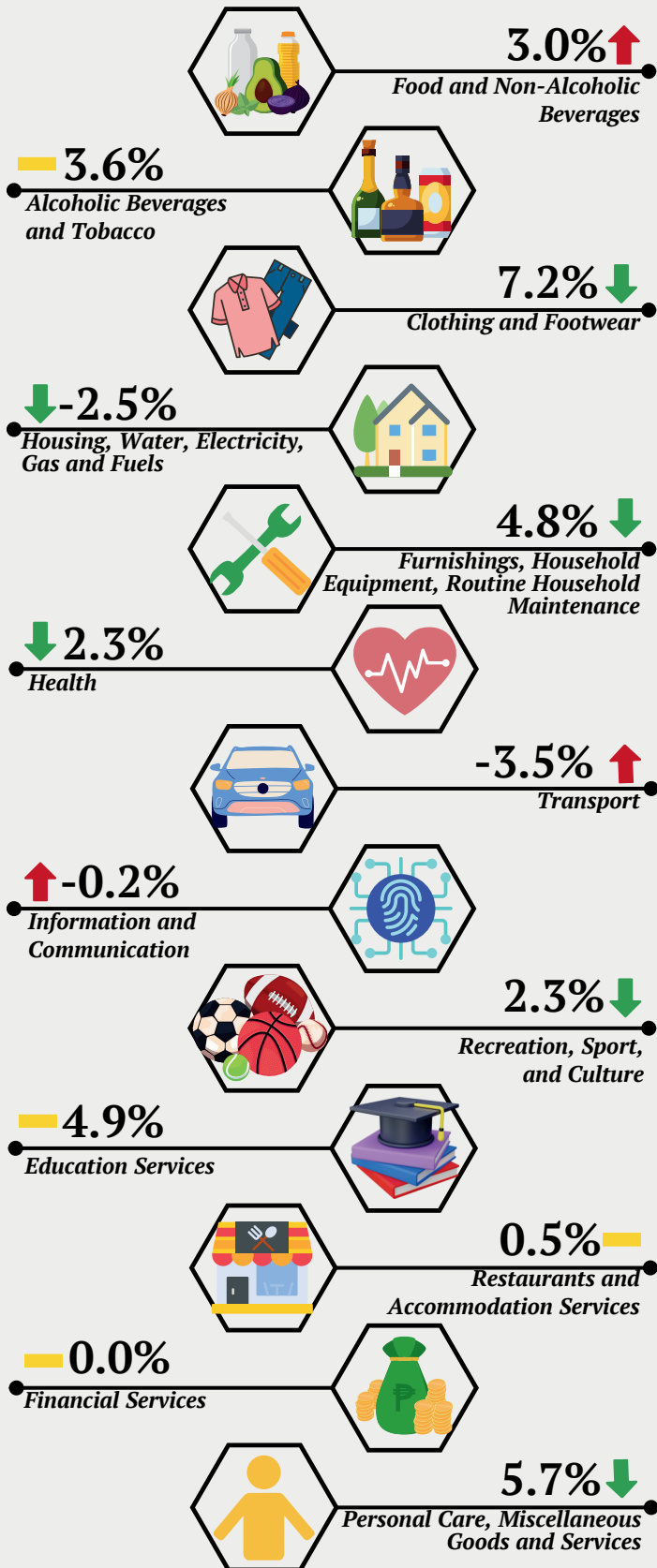


# Summary Inflation Report

## Consumer Price Index (2018=100)

### Pangasinan: November 2024

#### Inflation Rate by Commodity Group




#### Inflation Rate



November 2023	3.9
October 2024	1.5
<b>November 2024</b>	<b>1.5</b>

The inflation rate is the annual rate of change or the year-on-year change of the CPI expressed in percent. Inflation rate is interpreted in terms of declining purchasing power of the peso.

#### Consumer Price Index



November 2023	124.0
October 2024	126.4
<b>November 2024</b>	<b>125.8</b>

The Consumer Price Index (CPI) is an indicator of the change in the average retail prices of a fixed basket of goods and services commonly purchased by households relative to a base year.


#### Purchasing Power of the Peso



November 2023	0.80
October 2024	0.79
<b>November 2024</b>	<b>0.79</b>

The Purchasing Power of the Peso (PPP) shows how much the peso in the base period is worth in the current period. It is computed as the reciprocal of the CPI for the period under review multiplied by 100.

Approved for Release:

  
**EDGAR M. NORBERTE**  
 Chief Statistical Specialist

Pangasinan Provincial Statistical Office  
 MB Lim Bldg., De Venecia Road, Nalsian, Calasiao, Pangasinan  
 Telephone: (075) 517-4438 / Email: pangasinan@psa.gov.ph