



Inflation Rates of Major Commodity Groups

La Union: 2022 (2018=100)

Headline Inflation Rate

2.0% 2020

3.7%[↑] 2022

3.0% 2021

Food and Non-Alcoholic Beverages

2021 3.5% 2022 2.9%



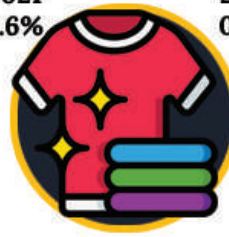
Alcoholic Beverages and Tobacco

2021 10.8% 2022 4.4%




Clothing and Footwear

2021 2.6% 2022 0.6%



Housing, Water, Electricity, Gas and Other Fuels

2021 2.6% 2022 4.8%



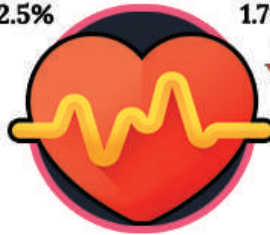
Furnishings, Household Equipment and Routine Household Maintenance

2021 2.0% 2022 1.3%



Health

2021 2.5% 2022 1.7%



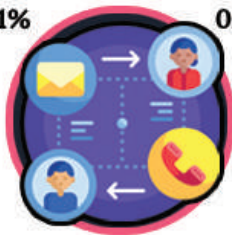
Transport

2021 6.7% 2023 15.3%




Information and Communication

2021 -0.1% 2022 0.0%



Recreation, Sport and Culture

2021 -0.1% 2022 3.8%



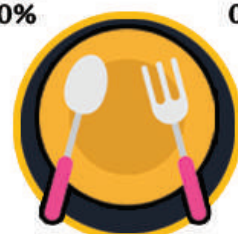
Education Services

2021 0.0% 2022 -0.2%




Restaurants and Accommodation Services

2021 1.0% 2022 0.4%



Financial Services

2021 34.1% 2022 8.5%



Personal Care, and Miscellaneous Goods and Services

2021 1.9% 2023 1.9%



Data Source: Philippine Statistics Authority | Image Source: flaticon.com, freepik.com, vecteezy.com



<http://rso01.psa.gov.ph/launion>



launion@psa.gov.ph



[/psa.launion.3](https://www.facebook.com/psa.launion.3)



[@psaLaUnion](https://twitter.com/psaLaUnion)