



# Inflation Rates of Food Subgroups

## La Union : February 2023 (2018=100)

**9.4%**  
January 2023

**Food Inflation**  
**8.8%** ↓  
February 2023

**-0.3%**  
February 2022

### Cereals and Cereal Products

**January 2023**  
2.8%

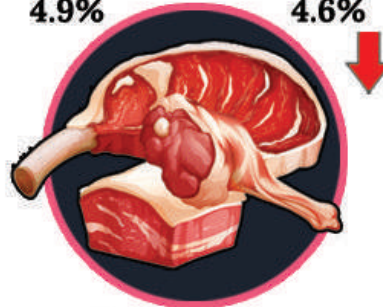
**February 2023**  
2.8%



### Meat and Other Parts of Slaughtered Land Animals

**January 2023**  
4.9%

**February 2023**  
4.6%



### Fish and Other Seafood

**January 2023**  
5.2%


**February 2023**  
5.5%



### Milk, Other Dairy Products, and Eggs

**January 2023**  
12.9%

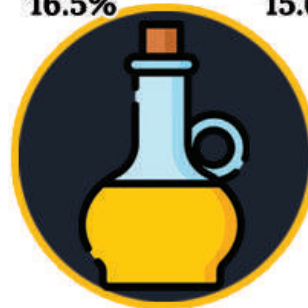
**February 2023**  
14.4%



### Oil and Fats

**January 2023**  
16.5%


**February 2023**  
15.6%



### Fruits and Nuts

**January 2023**  
12.4%

**February 2023**  
9.8%



### Vegetables, Tubers, Plantains, Cooking Bananas and Pulses

**January 2023**  
34.9%

**February 2023**  
32.1%



### Sugar, Confectionery and Desserts

**January 2023**  
45.7%

**February 2023**  
43.5%



### Ready-Made Food and Other Food Products Not Elsewhere Classified

**January 2023**  
6.8%

**February 2023**  
5.9%



Data Source: Philippine Statistics Authority | Image Source: flaticon.com, freepik.com, vecteezy.com