



# Inflation Rates of Food Subgroups

La Union : May 2023 (2018=100)

**7.0%**  
April 2023

**Food Inflation**  
**5.8%↓**  
May 2023

**3.3%**  
May 2022

## Cereals and Cereal Products

**April 2023**  
3.1%

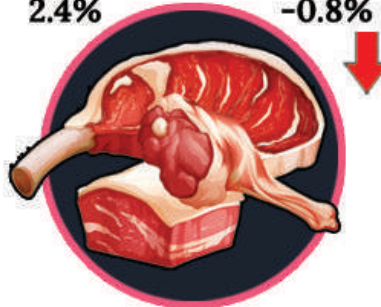
**May 2023**  
2.9%



## Meat and Other Parts of Slaughtered Land Animals

**April 2023**  
2.4%

**May 2023**  
-0.8%



## Fish and Other Seafood

**April 2023**  
14.1%

**May 2023**  
9.0%



## Milk, Other Dairy Products, and Eggs

**April 2023**  
15.0%

**May 2023**  
15.1%



## Oil and Fats

**April 2023**  
7.7%


**May 2023**  
7.7%



## Fruits and Nuts

**April 2023**  
8.5%


**May 2023**  
4.7%



## Vegetables, Tubers, Plantains, Cooking Bananas and Pulses

**April 2023**  
2.0%


**May 2023**  
11.9%



## Sugar, Confectionery and Desserts

**April 2023**  
34.0%

**May 2023**  
33.9%



## Ready-Made Food and Other Food Products Not Elsewhere Classified

**April 2023**  
5.3%

**May 2023**  
4.3%



Data Source: Philippine Statistics Authority | Image Source: flaticon.com, freepik.com, vecteezy.com