



Summary Inflation Report

La Union : 1st Quarter of 2023 (2018=100)

Purchasing Power of the Peso

PhP0.87 ↓
Q1 2023

PhP0.93
Q1 2022

PhP0.89
Q4 2022

Inflation Rate

5.9% ↑
Q1 2023

2.0%
Q1 2022

4.4%
Q4 2022

Year-on-Year Inflation Rate of Major Commodity Groups

Food and Non-Alcoholic Beverages
Q4 2022 5.1% Q1 2023 8.4% ↑




Alcoholic Beverages and Tobacco
Q4 2022 4.3% Q1 2023 6.3% ↑



Clothing and Footwear
Q4 2022 0.7% Q1 2023 3.5% ↑



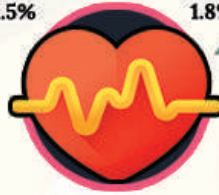
Housing, Water, Electricity, Gas and Other Fuels
Q4 2022 4.0% Q1 2023 5.9% ↑



Furnishings, Household Equipment and Routine Household Maintenance
Q4 2022 1.4% Q1 2023 2.1% ↑



Health
Q4 2022 1.5% Q1 2023 1.8% ↑



Transport
Q4 2021 15.3% Q1 2023 12.5% ↓



Information and Communication
Q4 2022 0.0% Q1 2023 1.1% ↑



Recreation, Sports and Culture
Q4 2022 2.8% Q1 2023 2.6% ↓




Education Services
Q4 2022 -0.4% Q1 2023 -0.4%



Restaurants and Accommodation Services
Q4 2022 0.4% Q1 2023 0.2% ↓



Personal Care, and Miscellaneous Goods and Services
Q4 2022 2.9% Q1 2023 3.2% ↑



Financial Services
Q4 2022 0.0% Q1 2023 0.0%



Data Source: Philippine Statistics Authority | Image Source: flaticon.com, freepik.com, vecteezy.com