



Inflation Rates of Major Commodity Groups

La Union : January 2023 (2018=100)

4.9% December 2022


6.7% January 2023

0.9% January 2022

Headline Inflation Rate

Food and Non-Alcoholic Beverages

December 2022: 5.9%
January 2023: 9.0%



Alcoholic Beverages and Tobacco

December 2022: 4.2%
January 2023: 6.1%




Clothing and Footwear

December 2022: 0.7%
January 2023: 2.1%




Housing, Water, Electricity, Gas and Other Fuels

December 2022: 5.7%
January 2023: 7.5%



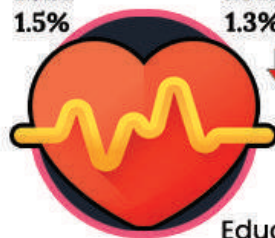
Furnishings, Household Equipment and Routine Household Maintenance

December 2022: 1.4%
January 2023: 2.0%



Health

December 2022: 1.5%
January 2023: 1.3%




Transport

December 2022: 15.0%
January 2023: 16.3%




Education Services

December 2022: -0.4%
January 2023: -0.4%



Restaurants and Accommodation Services

December 2022: 0.4%
January 2023: 0.4%



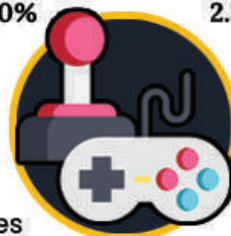
Information and Communication

December 2022: 0.0%
January 2023: 0.7%




Recreation, Sport and Culture

December 2022: 2.0%
January 2023: 2.3%



Financial Services

December 2022: 0.0%
January 2023: 0.0%



Personal Care, and Miscellaneous Goods and Services

December 2022: 3.1%
January 2023: 2.9%



Data Source: Philippine Statistics Authority | Image Source: fiaticon.com, freepik.com, vecteezy.com



<http://rso01.psa.gov.ph/launion>



launion@psa.gov.ph



[/psa.launion.3](https://www.facebook.com/psa.launion.3)



[@psaLaUnion](https://twitter.com/psaLaUnion)