

# Inflation Rates of Food Subgroups Bottom 30% Income Households

La Union : December 2024  
2024 (2018=100)

12.5%  
December 2023

**Food Inflation**  
**1.5% ↓**  
December 2024

3.9%  
November 2024

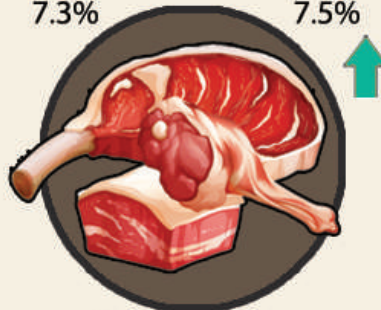
## Cereals and Cereal Products

November 2024	December 2024
3.8%	1.9%



## Meat and Other Parts of Slaughtered Land Animals

November 2024	December 2024
7.3%	7.5%




## Fish and Other Seafood

November 2024	December 2024
3.4%	1.7%



## Milk, Other Dairy Products, and Eggs

November 2024	December 2024
3.8%	2.2%




## Oils and Fats

November 2024	December 2024
-6.6%	-6.5%




## Fruits and Nuts

November 2024	December 2024
-1.2%	-5.1%



## Vegetables, Tubers, Plantains, Cooking Bananas and Pulses

November 2024	December 2024
3.1%	7.7%



## Sugar, Confectionery and Desserts

November 2024	December 2024
-3.2%	-3.5%



## Ready-Made Food and Other Food Products Not Elsewhere Classified

November 2024	December 2024
12.5%	11.8%



Data Source: Philippine Statistics Authority | Image Source: flaticon.com, freepik.com, vecteezy.com