

Inflation Rates of Food Subgroups Bottom 30% Income Households

La Union : November 2024
(2018=100)

10.5%
November 2023

Food Inflation
3.9% ↑
November 2024

6.2%
October 2024

Cereals and Cereal Products

October 2024
13.8%

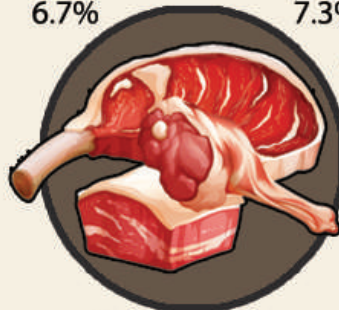
November 2024
3.8%



Meat and Other Parts of Slaughtered Land Animals

October 2024
6.7%

November 2024
7.3%



Fish and Other Seafood

October 2024
6.3%


November 2024
3.4%



Milk, Other Dairy Products, and Eggs

October 2024
4.3%

November 2024
3.8%



Oils and Fats

October 2024
-6.6%


November 2024
-6.6%



Fruits and Nuts

October 2024
5.4%


November 2024
-1.2%



Vegetables, Tubers, Plantains, Cooking Bananas and Pulses

October 2024
-16.8%

November 2024
3.1%



Sugar, Confectionery and Desserts

October 2024
-5.0%

November 2024
-3.2%



Ready-Made Food and Other Food Products Not Elsewhere Classified

October 2024
13.2%

November 2024
12.5%



Data Source: Philippine Statistics Authority | Image Source: flaticon.com, freepik.com, vecteezy.com