

Inflation Rates of Food Subgroups

La Union : September 2024 (2018=100)

11.5%
September 2023

Food Inflation
2.4% ↓
September 2024

3.7%
August 2024

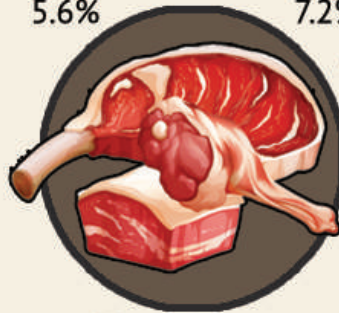
Cereals and Cereal Products

August 2024	September 2024
8.3%	10.0%



Meat and Other Parts of Slaughtered Land Animals

August 2024	September 2024
5.6%	7.2%




Fish and Other Seafood

August 2024	September 2024
-0.8%	0.7%



Milk, Other Dairy Products, and Eggs

August 2024	September 2024
3.1%	3.0%




Oil and Fats

August 2024	September 2024
-1.8%	-1.8%



Fruits and Nuts

August 2024	September 2024
2.2%	6.9%



Vegetables, Tubers, Plantains, Cooking Bananas and Pulses

August 2024	September 2024
-2.4%	-25.3%



Sugar, Confectionery and Desserts

August 2024	September 2024
-4.3%	-4.4%



Ready-Made Food and Other Food Products Not Elsewhere Classified

August 2024	September 2024
1.8%	4.0%



Data Source: Philippine Statistics Authority | Image Source: flaticon.com, freepik.com, vecteezy.com