

Inflation Rates of Food Subgroups

La Union : June 2024 (2018=100)

5.9%
June 2023

Food Inflation
9.2%[↑]
June 2024

8.9%
May 2024

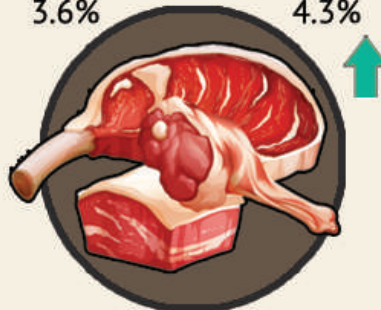
Cereals and Cereal Products

May 2024	June 2024
25.2%	25.0%



Meat and Other Parts of Slaughtered Land Animals

May 2024	June 2024
3.6%	4.3%



Fish and Other Seafood

May 2024	June 2024
-0.4%	2.1%



Milk, Other Dairy Products, and Eggs

May 2024	June 2024
-2.0%	-2.3%




Oil and Fats

May 2024	June 2024
-1.8%	-1.8%




Fruits and Nuts

May 2024	June 2024
14.0%	23.9%



Vegetables, Tubers, Plantains, Cooking Bananas and Pulses

May 2024	June 2024
5.1%	0.5%



Sugar, Confectionery and Desserts

May 2024	June 2024
-4.5%	-4.7%



Ready-Made Food and Other Food Products Not Elsewhere Classified

May 2024	June 2024
0.9%	1.6%



Data Source: Philippine Statistics Authority | Image Source: flaticon.com, freepik.com, vecteezy.com