

Inflation Rates of Food Subgroups

La Union : April 2024 (2018=100)

8.2%
March 2024

Food Inflation
7.4% ↓
April 2024

7.0%
April 2023

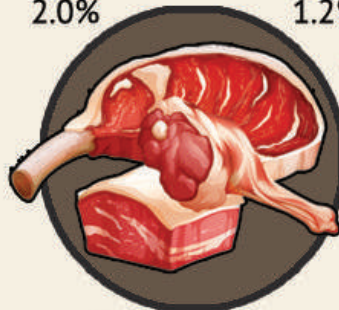
Cereals and Cereal Products

March 2024	April 2024
27.0%	26.0%



Meat and Other Parts of Slaughtered Land Animals

March 2024	April 2024
2.0%	1.2%




Fish and Other Seafood

March 2024	April 2024
-2.6%	-6.1%



Milk, Other Dairy Products, and Eggs

March 2024	April 2024
-2.3%	-0.6%




Oil and Fats

March 2024	April 2024
-4.7%	-1.8%




Fruits and Nuts

March 2024	April 2024
13.2%	9.7%



Vegetables, Tubers, Plantains, Cooking Bananas and Pulses

March 2024	April 2024
2.4%	6.3%



Sugar, Confectionery and Desserts

March 2024	April 2024
-5.0%	-5.0%



Ready-Made Food and Other Food Products Not Elsewhere Classified

March 2024	April 2024
1.1%	1.2%



Data Source: Philippine Statistics Authority | Image Source: fiaticon.com, freepik.com, vecteezy.com