

Inflation Rates of Food Subgroups

La Union : November 2024 (2018=100)

8.7%
November 2023

Food Inflation
3.5% ↓
November 2024

4.1%
October 2024

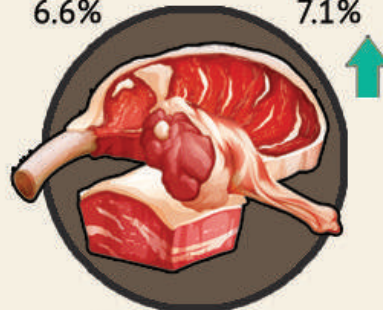
Cereals and Cereal Products

October 2024	November 2024
12.8%	3.7%



Meat and Other Parts of Slaughtered Land Animals

October 2024	November 2024
6.6%	7.1%




Fish and Other Seafood

October 2024	November 2024
4.5%	3.7%



Milk, Other Dairy Products, and Eggs

October 2024	November 2024
3.5%	2.9%




Oil and Fats

October 2024	November 2024
-1.8%	-1.8%




Fruits and Nuts

October 2024	November 2024
6.4%	0.4%



Vegetables, Tubers, Plantains, Cooking Bananas and Pulses

October 2024	November 2024
-21.8%	-1.3%



Sugar, Confectionery and Desserts

October 2024	November 2024
-4.4%	-2.8%



Ready-Made Food and Other Food Products Not Elsewhere Classified

October 2024	November 2024
5.1%	4.6%



Data Source: Philippine Statistics Authority | Image Source: fiaticon.com, freepik.com, vecteezy.com