



Inflation Rates of Food Subgroups

Bottom 30% Income Households



La Union : October 2024
(2018=100)

9.8%
October 2023

Food Inflation
6.2% ↑
October 2024

3.7%
September 2024

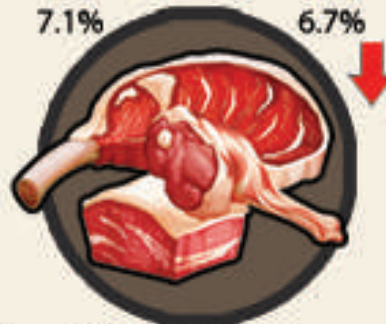
Cereals and Cereal Products

September 2024	October 2024
10.7%	13.8%



Meat and Other Parts of Slaughtered Land Animals

September 2024	October 2024
7.1%	6.7%



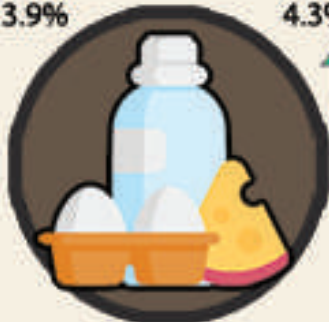
Fish and Other Seafood

September 2024	October 2024
1.7%	6.3%



Milk, Other Dairy Products, and Eggs

September 2024	October 2024
3.9%	4.3%




Oils and Fats

September 2024	October 2024
-6.6%	-6.6%




Fruits and Nuts

September 2024	October 2024
2.9%	5.4%



Vegetables, Tubers, Plantains, Cooking Bananas and Pulses

September 2024	October 2024
-20.5%	-16.8%



Sugar, Confectionery and Desserts

September 2024	October 2024
-5.0%	-5.0%



Ready-Made Food and Other Food Products Not Elsewhere Classified

September 2024	October 2024
10.8%	13.2%



Data Source: Philippine Statistics Authority | Image Source: faticon.com, freepik.com, vecteezy.com