



Inflation Rates of Food Subgroups



La Union : October 2024 (2018=100)

8.9%
October 2023

Food Inflation
4.1% ↑
October 2024

2.4%
September 2024

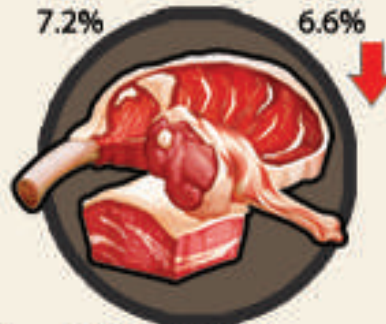
Cereals and Cereal Products

September 2024: 10.0%
October 2024: 12.8%



Meat and Other Parts of Slaughtered Land Animals

September 2024: 7.2%
October 2024: 6.6%



Fish and Other Seafood

September 2024: 0.7%
October 2024: 4.5%



Milk, Other Dairy Products, and Eggs

September 2024: 3.0%
October 2024: 3.5%




Oil and Fats

September 2024: -1.8%
October 2024: -1.8%




Fruits and Nuts

September 2024: 6.9%
October 2024: 6.4%



Vegetables, Tubers, Plantains, Cooking Bananas and Pulses

September 2024: -25.3%
October 2024: -21.8%



Sugar, Confectionery and Desserts

September 2024: -4.4%
October 2024: -4.4%



Ready-Made Food and Other Food Products Not Elsewhere Classified

September 2024: 4.0%
October 2024: 5.1%



Data Source: Philippine Statistics Authority | Image Source: faticon.com, freepik.com, vecteezy.com