

2020 CENSUS OF POPULATION AND HOUSING SANTOL, LA UNION

Total Population of Santol, La Union as of 01 May 2020

14,166

The municipality of Santol, La Union posted a total population of 14,166 persons



2.71%


Annual Population Growth

This means that there were about **27 persons** added per year for every 1,000 persons in the population.

Top Five Most Populous Barangays

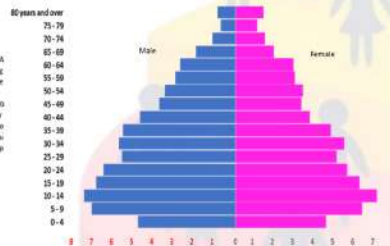


Sex Ratio



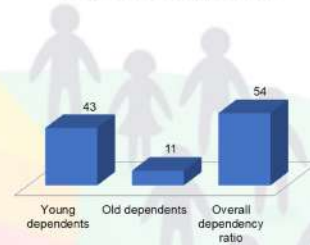
The sex ratio in the Municipality of Santol was computed at **109** in 2020. This means that there were **109 males for every 100 females**.

Age-Sex Pyramid of Household Population



In 2020, the median age of the household population of the municipality was **27.80 years**, which means that half of the population was younger than 27.80 years.

Dependency Ratio



Dependency ratio **decreased to 54 dependents per 100 persons** in the working age group



about **2/3** of the total population were of **voting age**.

57.43% There were **more males than females** among the never-married persons



more than **1/10** of the household population were **senior citizens**.

60.78% **More females than males** attained higher levels of education



The household population of the **Municipality of Santol** in 2020 was **14,166 persons**, higher by 1,698 persons from the household population of 12,468 persons in 2015.

The average household size in 2020 was **4.3** lower than the average household size of 4.5 persons in 2015.

Proportion of persons with registered births in the Municipality of Santol was recorded at **98.82%**

Distribution of the Household Population with Registered Births by Sex

