

2020 CENSUS OF POPULATION AND HOUSING

ARINGAY, LA UNION

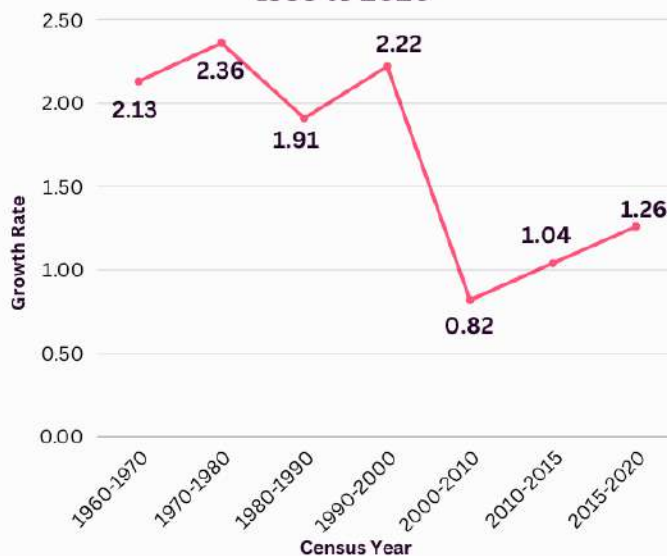


TOTAL POPULATION & GROWTH RATE

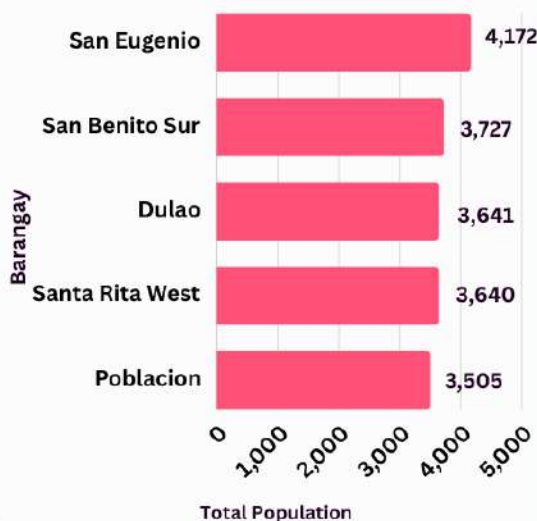
Total Population by Censal Year
1960 to 2020



Intercensal Population Growth Rate
1960 to 2020



Top 5 Most Populous Barangays



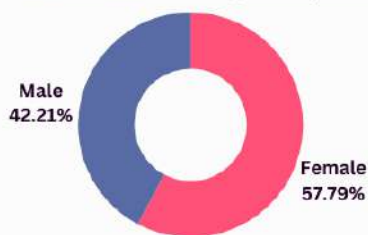
Based on the 2020 Census of Population and Housing (2020 CPH), the municipality of Aringay, La Union recorded a total population of 50,380 persons as of 01 May 2020.

The population growth rate from 2015 to 2020 translated to 1.26 which indicates that about 13 persons were added per year for every 1,000 persons in the population.

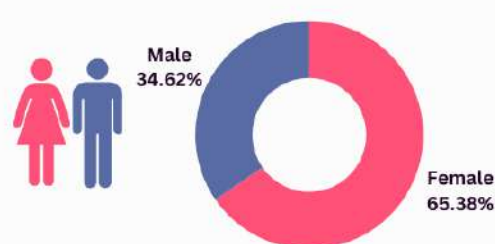
Among the 24 barangays in Aringay, La Union, San Eugenio was the most populous making up 8.28 percent of the total municipal population.

MEN & WOMEN

Percentage Distribution of Individuals with Academic Degrees by Sex



Percentage Distribution of Individuals Who Pursued Post-Baccalaureate Course by Sex



Among those with an academic degree, females (57.79 percent) outnumbered the males (42.21 percent). Similarly, more females (65.38 percent) than males (34.62 percent) had pursued post-baccalaureate courses.

Among the 49,726 household population whose births were registered with the LCRO, 25,036 persons (50.35 percent) were males, while 24,690 persons (49.65 percent) were females.


Distribution of Civil Status Among Household Population 10 Years Old and Over

NEVER MARRIED
37.67%

MARRIED
42.49%

The rest of the population was categorized as follows: widowed (5.30 percent), divorced/separated (1.81 percent), common-law/live-in (12.71 percent), and unknown (0.01 percent).

Distribution of the Household Population with Registered Births by Sex



Data Source: Philippine Statistics Authority

