

Inflation Rates of Major Commodity Groups Bottom 30% Income Households


La Union : July 2024
(2018=100)

4.7%
July 2023


Inflation Rate
7.8% ↑
July 2024

7.0
June 2024


Food and Non-Alcoholic Beverages




Alcoholic Beverages and Tobacco




Clothing and Footwear



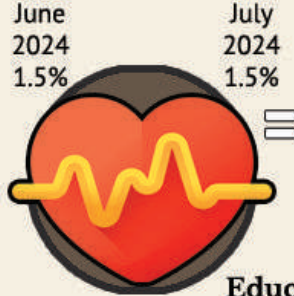
Housing, Water, Electricity, Gas and Other Fuels



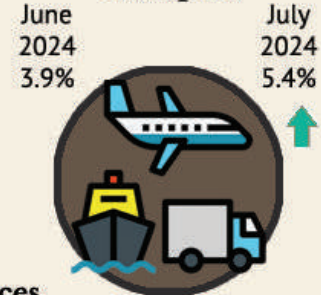
Furnishings, Household Equipment and Routine Household Maintenance




Health



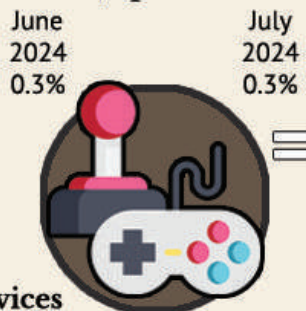
Transport



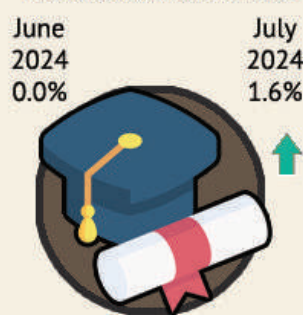
Information and Communication




Recreation, Sport and Culture



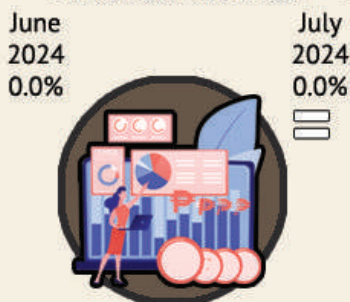
Education Services



Restaurants and Accommodation Services



Financial Services



Personal Care, and Miscellaneous Goods and Services



Data Source: Philippine Statistics Authority | Image Source: flaticon.com, freepik.com, vecteezy.com