

Inflation Rates of Food Subgroups Bottom 30% Income Households

La Union : July 2024
(2018=100)

4.7%
July 2023

Food Inflation
13.4%[↑]
July 2024

12.3%
June 2024

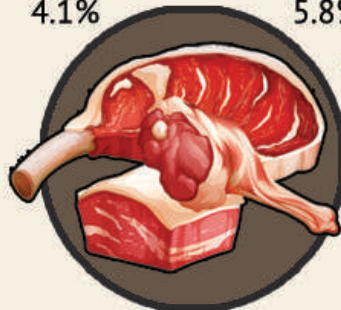
Cereals and Cereal Products

June 2024	July 2024
27.9%	29.2%



Meat and Other Parts of Slaughtered Land Animals

June 2024	July 2024
4.1%	5.8%




Fish and Other Seafood

June 2024	July 2024
4.7%	2.5%



Milk, Other Dairy Products, and Eggs

June 2024	July 2024
-3.5%	0.1%




Oils and Fats

June 2024	July 2024
-6.6%	-6.6%




Fruits and Nuts

June 2024	July 2024
25.2%	12.5%




Vegetables, Tubers, Plantains, Cooking Bananas and Pulses

June 2024	July 2024
1.6%	9.6%



Sugar, Confectionery and Desserts

June 2024	July 2024
-4.5%	-4.3%



Ready-Made Food and Other Food Products Not Elsewhere Classified

June 2024	July 2024
7.3%	8.0%



Data Source: Philippine Statistics Authority | Image Source: fiaticon.com, freepik.com, vecteezy.com