



SPECIAL RELEASE

Vital Statistics Report Region I (Ilocos Region): 1st Semester of 2018



Date of Release: October 29, 2018
Reference No. 2018-31

Birth Statistics

The number of registered live births in Region I (Ilocos Region) during the first semester of 2018 summed up to 44,481, a decrease of 3.3 percent compared to 45,989 births on the same period of 2017. The daily average birth occurrence during the first semester of 2018 was computed at 246 births or an average of 10 babies born per hour. The month of January was observed to have the highest average daily births at 276 and 272 babies during the first semester of 2017 and 2018, respectively.

**TABLE 1. Number and Daily Average of Registered Live Births
Region I (Ilocos Region): 1st Semester, 2017 and 2018**

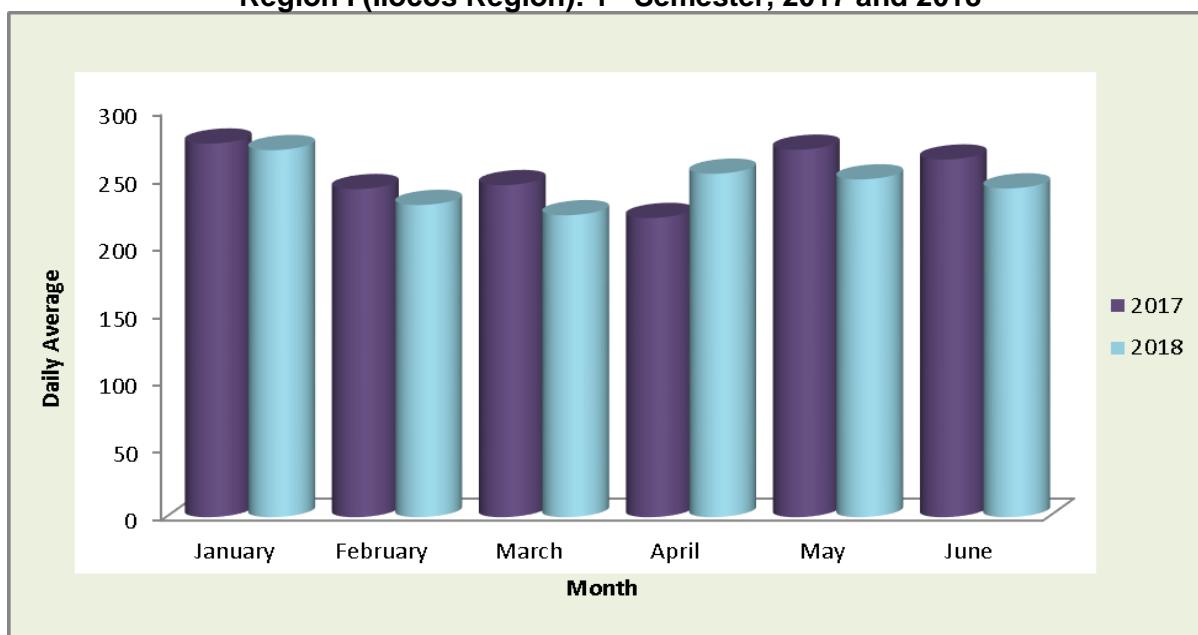
Month of Registration	1st Semester			
	Number		Daily Average	
	2018	2017	2018	2017
Ilocos Region	44,481	45,989	246	254
January	8,419	8,569	272	276
February	6,468	6,796	231	243
March	6,926	7,617	223	246
April	7,623	6,641	254	221
May	7,748	8,428	250	272
June	7,297	7,938	243	265

SOURCE: Preliminary results from the Decentralized Vital Statistics System 2011

The highest number of registered live births during the first semester of 2017 and 2018 was recorded in the month of January. The percent share of the total births in January to the semestral totals were 18.6 percent in 2017 and 18.9 percent in 2018.

The months of April and February was observed to have the least number of registered live births at 6,641 and 6,468 during the first semester of 2017 and 2018, respectively.

**FIGURE 1. Daily Average Number of Registered Live Births by Month
Region I (Ilocos Region): 1st Semester, 2017 and 2018**



SOURCE: Preliminary results from Decentralized Vital Statistics System 2011

**TABLE 2. Number and Percent Distribution of Registered
Live Births by Province, Region I: 1st Semester, 2017 and 2018**

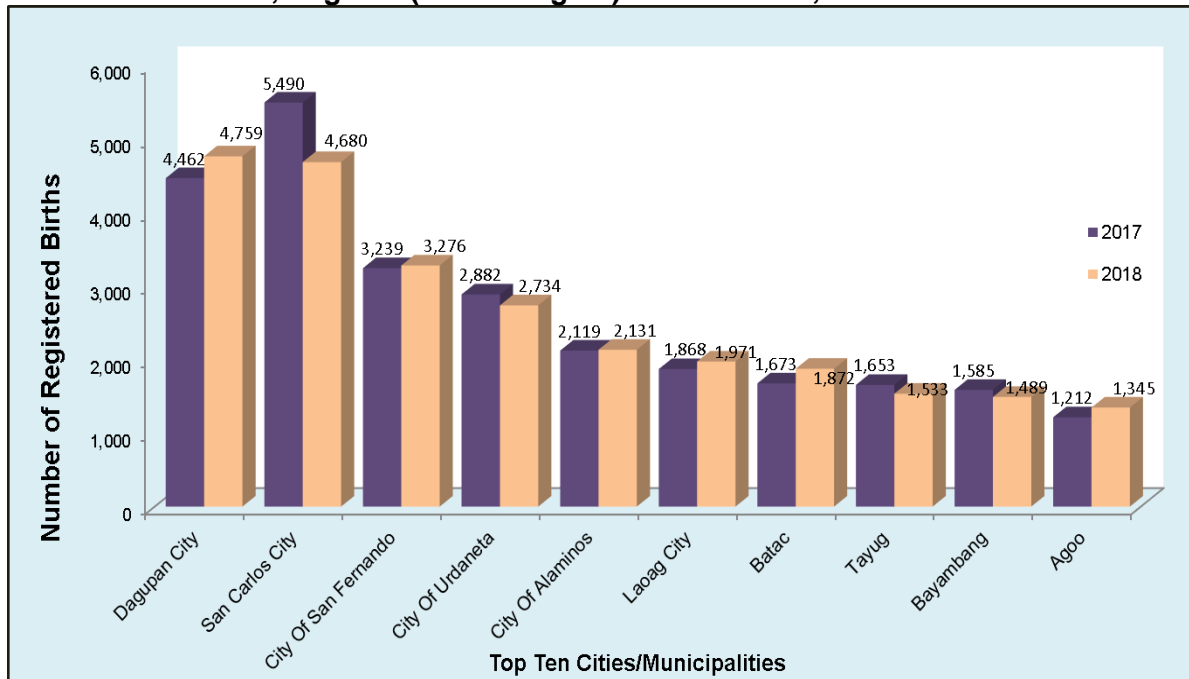
Province	1st Semester			
	Number		Percent	
	2018	2017	2018	2017
Ilocos Region	44,481	45,989	100.0	100.0
Ilocos Norte	4,999	4,969	11.2	10.8
Ilocos Sur	5,515	5,835	12.4	12.7
La Union	6,354	6,281	14.3	13.7
Pangasinan	27,613	28,904	62.1	62.8

SOURCE: Preliminary results from Decentralized Vital Statistics System 2011

Among the provinces in the region, the province of Pangasinan registered the highest number of births in the first semester of 2018. Its share was more than half (62.1 percent share) of the total registered births in Region I. The province of La Union ranked second with 6,354 births (14.3 percent share), followed by the province of Ilocos Sur with 5,515 births (12.4 percent share) and the province of Ilocos Norte with 4,999 (11.2 percent share).



FIGURE 2. Top Ten Cities/Municipalities with the Highest Number of Registered Live Births, Region I (Ilocos Region): 1st Semester, 2017 and 2018



SOURCE: Preliminary results from Decentralized Vital Statistics System 2011

In first semester of 2018, Dagupan City, Pangasinan ranked first among the top ten Cities/Municipalities that registered the highest number of live births with 4,759. This was followed by San Carlos City, Pangasinan with 4,680 births; City of San Fernando, La Union with 3,276 births; City of Urdaneta, Pangasinan with 2,734 births; and City of Alaminos, Pangasinan with 2,131 births.

On the other hand, Dumalneg, Ilocos Norte had the lowest number of registered live birth in first semester of 2018 with four registered births. It was followed by Adams, Ilocos Norte with five, Sigay, Ilocos Sur with six, Carasi, Ilocos Norte with seven, and San Esteban, Ilocos Sur with nine registered live births.

**TABLE 3. Number of Registered Live Births by Sex and by Province
Region I (Ilocos Region): 1st Semester 2018**

Province	Both Sexes	Male	Female	Sex Ratio
Ilocos Region	44,481	22,846	21,635	106
Ilocos Norte	4,999	2,506	2,493	101
Ilocos Sur	5,515	2,797	2,718	103
La Union	6,354	3,263	3,091	106
Pangasinan	27,613	14,280	13,333	107

SOURCE: Preliminary results from the Decentralized Vital Statistics System 2011



Males (22,846) outnumbered females (21,635) in terms of registered live births during the first semester of 2018, resulting to a sex ratio of 106 males per 100 females.

The highest sex ratio of 107 (14,280 males per 13,333 females) was recorded in Pangasinan. This was followed by La Union with 106 and Ilocos Sur with 103. On the other hand, the lowest sex ratio of 2,506 males per 2,493 females was recorded in the province of Ilocos Norte.

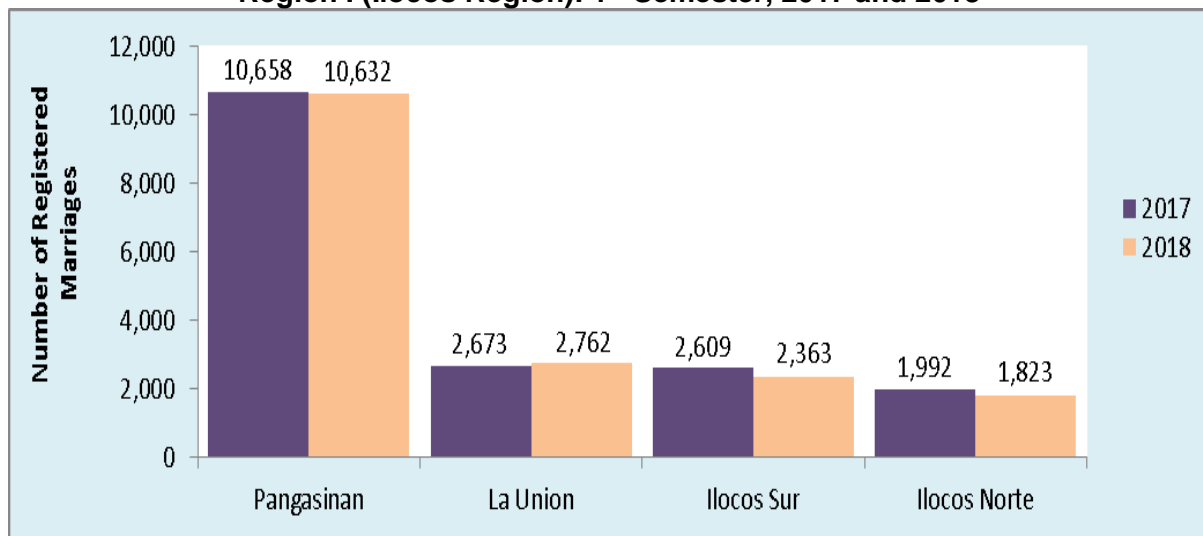
Marriage Statistics

There were 17,580 marriages registered during the first semester of 2018, showing a decrease of 2.0 percent from the figure on the same period last year of 17,932 marriages.

Only the province of La Union recorded an increase in the number of registered marriages from first semester of 2017 to first semester of 2018 from 2,673 to 2,762 (3.3 percent).

On the other hand, the provinces that posted a decrease in the number of registered marriages were Ilocos Sur from 2,609 to 2,363 (-9.4 percent), Ilocos Norte from 1,992 to 1,823 (-8.5 percent) and Pangasinan from 10,658 to 10,632 (-0.2 percent).

FIGURE 3. Number of Registered Marriages by Province, Region I (Ilocos Region): 1st Semester, 2017 and 2018



SOURCE: Preliminary results from Decentralized Vital Statistics System 2011

The number of registered marriages in the province of Pangasinan went down to 10,632 during the first semester of 2018 from 10,658 in the same period of 2017, but it remained with the most number of registered marriages in the region. La Union ranked second with 2,762 (15.7 percent share) followed by Ilocos Sur with 2,363 (13.4 percent share). In same period of 2017, La Union also ranked second with 2,673 marriages (14.9 percent share) while Ilocos Sur ranked third with 2,609 marriages (14.5 percent share).

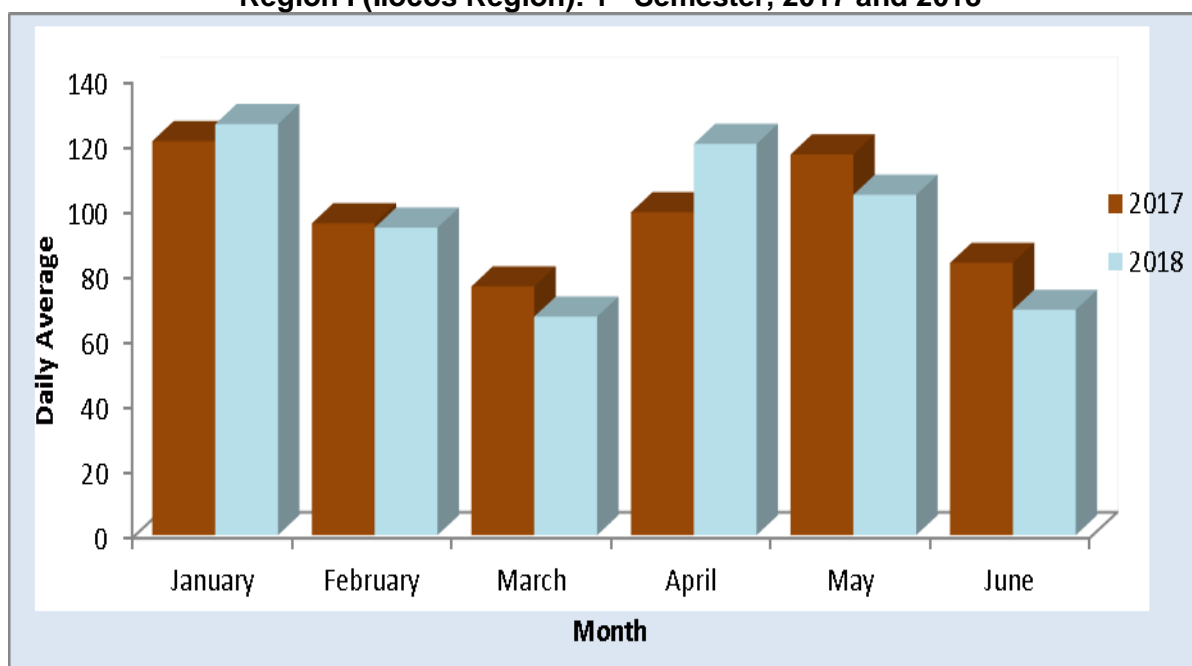
TABLE 4. Number and Percent Distribution of Registered Marriages by Province, Region I (Ilocos Region): 1st Semester, 2017 and 2018

Province	1st Semester			
	Number		Percent	
	2018	2017	2018	2017
Ilocos Region	17,580	17,932	100.0	100.0
Ilocos Norte	1,823	1,992	10.4	11.1
Ilocos Sur	2,363	2,609	13.4	14.5
La Union	2,762	2,673	15.7	14.9
Pangasinan	10,632	10,658	60.5	59.4

SOURCE: Preliminary results from the Decentralized Vital Statistics System 2011

On the other end, the province of Ilocos Norte posted the least number of registered marriages during the first semester of 2017 and 2018 with 1,992 (11.1 percent share) and 1,823 (10.4 percent share), respectively.

FIGURE 4. Daily Average Number of Registered Marriages by Month Region I (Ilocos Region): 1st Semester, 2017 and 2018



SOURCE: Preliminary results from Decentralized Vital Statistics System 2011

The month of January was the most preferred month to tie the knot during the first semester of 2018 with a total of 3,918 marriages. It corresponds to a daily average of 126 registered marriages which surpassed the regional daily average number during the first semester. In the same period of last year, January was also the most preferred month to tie the knot with a total of 3,756 marriages translating to a daily average of 121 registered marriages.

The least number of marriage occurrences during the first semester of 2017 and 2018 was recorded in the month of March posting a daily average of 76 and 67 marriages, respectively.

**TABLE 5. Number and Daily Average of Registered Marriages by Month
Region I (Ilocos Region): 1st Semester, 2017 and 2018**

Month of Registration	1st Semester			
	Number		Daily Average	
	2018	2017	2018	2017
Ilocos Region	17,580	17,932	97	99
January	3,918	3,756	126	121
February	2,647	2,685	95	96
March	2,083	2,371	67	76
April	3,609	2,979	120	99
May	3,244	3,629	105	117
June	2,079	2,512	69	84

SOURCE: Preliminary results from the Decentralized Vital Statistics System 2011

Death Statistics

A total of 17,558 deaths were registered during the first semester of 2018. The figure indicated an increase of 3.5 percent death occurrences from the 2017 figure of 16,961.

The province of Pangasinan ranked first in terms of the number of registered deaths during the first semester 2018, with a total of 10,028 or 57.1 percent share of the total registered deaths in the region. La Union placed second with 2,819 registered deaths (16.1 percent share), followed by Ilocos Norte with 2,367 (13.5 percent share) and Ilocos Sur with 2,344 (13.5 percent share).

In the same period of 2017, Pangasinan recorded 9,681 deaths or 57.1 percent of the total registered deaths in the region. La Union registered 2,707 (16.0 percent share), Ilocos Sur with 2,360 (13.9 percent share) and Ilocos Norte with 2,213 (13.0 percent share).

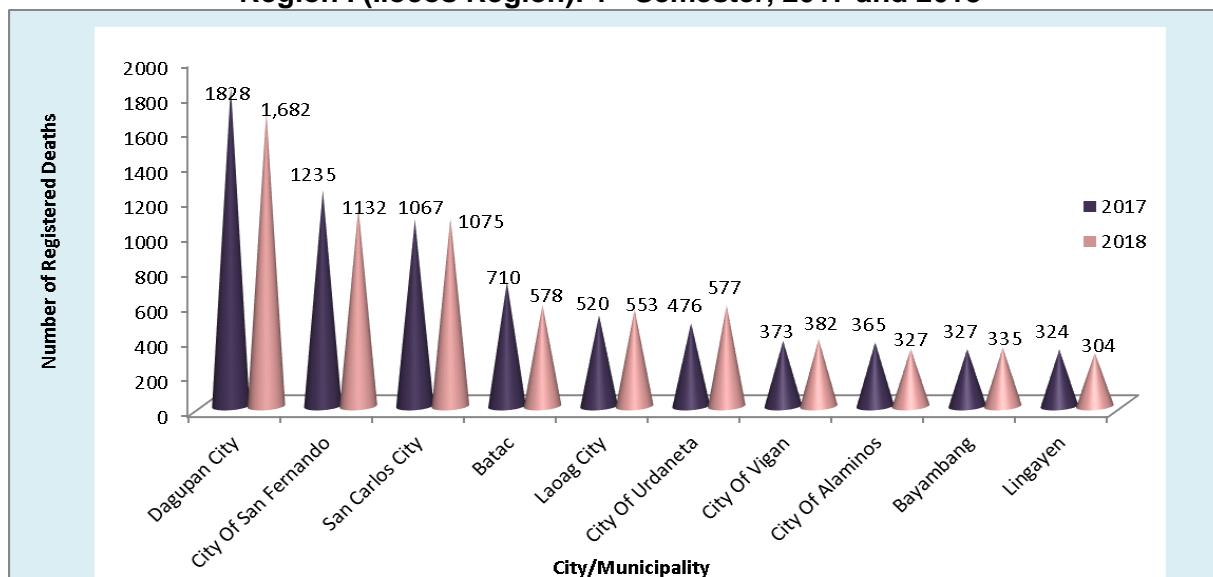
**TABLE 6. Number and Percent Distribution of Registered Deaths by Province
Region I (Ilocos Region): 1st Semester, 2017 and 2018**

Province	1st Semester			
	Number		Percent	
	2018	2017	2018	2017
Ilocos Region	17,558	16,961	100.0	100.0
Ilocos Norte	2,367	2,213	13.5	13.0
Ilocos Sur	2,344	2,360	13.4	13.9
La Union	2,819	2,707	16.1	16.0
Pangasinan	10,028	9,681	57.1	57.1

SOURCE: Preliminary results from Decentralized Vital Statistics System 2011

Comparing the two periods, only Ilocos Sur posted a decrease at -0.7 percent from 2,360 deaths in first semester of 2017 to 2,344 deaths in same period of 2018. On the other hand, Ilocos Norte reported the highest percent increase at 7.0 percent. Followed by La Union with 4.1 percent and Pangasinan with 3.6 percent increase.

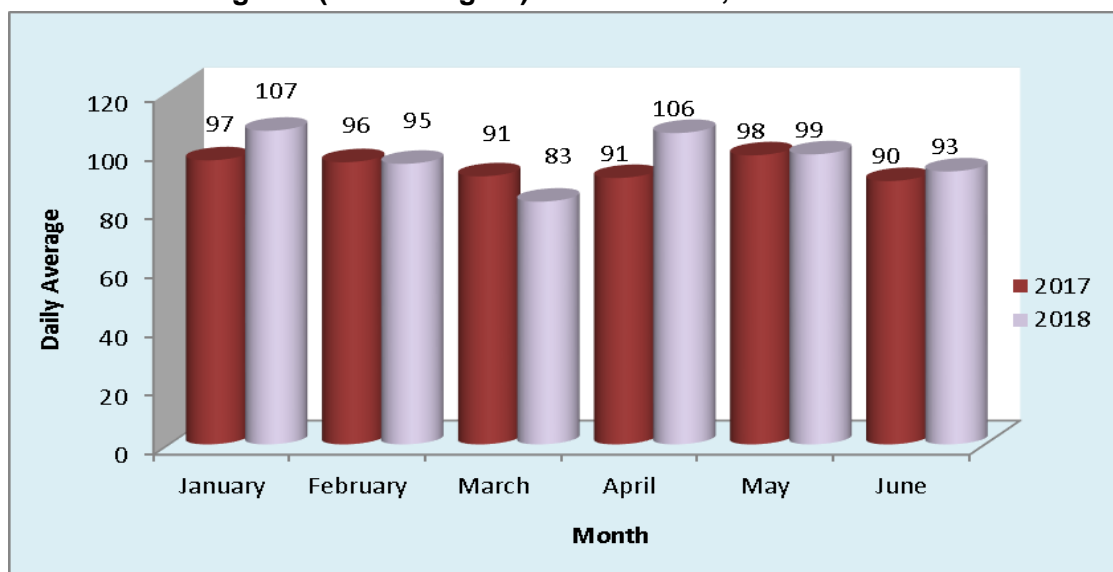
FIGURE 5. Top Ten City/Municipalities with the Highest Number of Registered Deaths Region I (Ilocos Region): 1st Semester, 2017 and 2018



SOURCE: Preliminary results from Decentralized Vital Statistics System 2011

The cities of Dagupan, San Fernando, San Carlos, Batac and Laoag posted the highest number of registered deaths in the first semester of 2018 with 1,828, 1,235, 1,067, 710 and 520 deaths, respectively. On the other hand, the municipalities of Carasi, Dumalneg, Adams, Sigay, Burgos and Nagbukel had the least number in terms of the number of registered deaths: Carasi with one; Adams and Dumalneg with five registered deaths each; Sigay with eight; and Burgos and Nagbukel with nine each.

FIGURE 6. Daily Average Number of Registered Deaths by Month Region I (Ilocos Region): 1st Semester, 2017 and 2018



SOURCE: Preliminary results from Decentralized Vital Statistics System 2011

During the first semester of 2018, mortality was at its peak in the month of January with total registered deaths of 3,307. It was followed by April with 3,177, May with 3,058 and June with 2,785 death occurrences. The number of deaths in the month of January 2018 translates to an average of 107 death occurrences per day. The figure was higher than the daily average death occurrences in the region.

**TABLE 7. Number and Daily Average of Registered Deaths by Month
Region I (Ilocos Region): 2nd Quarter, 2017 and 2018**

Month of Registration	1st Semester			
	Number		Daily Average	
	2018	2017	2018	2017
Ilocos Region	17,558	16,961	97	94
January	3,307	2,995	107	97
February	2,672	2,687	95	96
March	2,559	2,826	83	91
April	3,177	2,718	106	91
May	3,058	3,048	99	98
June	2,785	2,687	93	90

SOURCE: Preliminary results from the Decentralized Vital Statistics System 2011

On the other hand, the highest number of registered deaths during the first semester of 2017 was in the month of May with 3,048 death occurrences, followed by the month of January with 2,995, March with 2,826 and April with 2,718 deaths. May 2017 has the highest daily average of 98 death occurrences followed by January with a daily average of 97 death occurrences.

**TABLE 11. Number of Registered Deaths by Sex and by Province
Region I (Ilocos Region): 1st Semester, 2018**

Province	Both Sexes	Male	Female	Sex Ratio
Ilocos Region	17,558	9,823	7,735	127
Ilocos Norte	2,367	1,329	1,038	128
Ilocos Sur	2,344	1,303	1,041	125
La Union	2,819	1,611	1,208	133
Pangasinan	10,028	5,580	4,448	125

SOURCE: Preliminary results from the Decentralized Vital Statistics System 2011

There were more death occurrences among males (9,823) than females (7,735) in Region I during the first semester of 2018. The computed sex ratio during the semester was 127 male deaths for every 100 female deaths.

La Union posted the highest sex ratio in the region with 133, followed by Ilocos Norte with 128. The lowest computed sex ratio of 125 male deaths per 100 female deaths was noted in the provinces of Ilocos Sur and Pangasinan.

Explanatory Notes

Data on births, deaths and marriages presented in this release were obtained from the Certificate of Live Birth (Municipal Form 102), Certificate of Death (Municipal Form 103) and Certificate of Marriage (Municipal Form No. 97) that were registered at the Office of the City/Municipal Civil Registrars and forwarded to the Philippine Statistics Authority - Provincial Statistical Offices in Region I. Information included births, deaths and marriages registered in January to June 2018 and January to June 2017.




ATTY. SHEILA O. DE GUZMAN
(Chief Administrative Officer)
Officer-in-Charge



Parammata Bldg. C, Diversion Road, Sitio 5, Brgy. Biday, San Fernando City, La Union
Telephone Nos. (072) 888-2582, (072) 607-0247; Telefax No. (072) 888-4804
<http://rso01.psa.gov.ph>; Email: psa_rso_1@yahoo.com.ph