

# SPECIAL RELEASE

## Vital Statistics Report Region I (Ilocos Region): 1<sup>st</sup> Semester of 2017



**Date of Release:** November 22, 2017  
**Reference No.** 2017- 22

### Birth Statistics

The number of registered live births in Region I (Ilocos Region) during the first semester of 2017 summed up to 45,989, a decrease of 3.9 percent compared to 47,857 births on the same period of 2016. The daily average birth occurrence during the first semester of 2017 was computed at 254 births or an average of 11 babies born per hour. The month of January was observed to have the highest average daily births at 285 and 276 babies during the first semester of 2016 and 2017, respectively.

**TABLE 1. Number and Daily Average of Registered Live Births  
Region I (Ilocos Region): 1<sup>st</sup> Semester, 2016 and 2017**

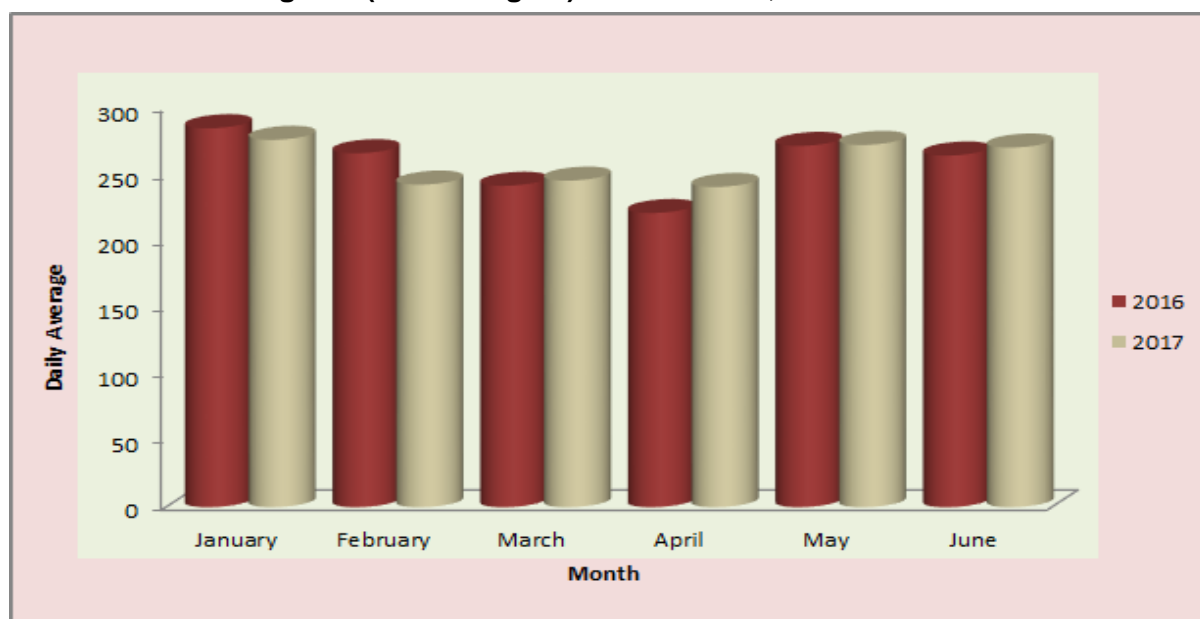
Month of Registration	1st Semester			
	Number		Daily Average	
	2017	2016	2017	2016
Ilocos Region	45,989	47,857	254	263
January	8,569	8,840	276	285
February	6,796	7,724	243	266
March	7,617	7,497	246	242
April	6,641	7,228	221	241
May	8,428	8,450	272	273
June	7,938	8,118	265	271

*SOURCE: Preliminary results from the Decentralized Vital Statistics System 2011*

The highest number of registered live births during the first semester of 2016 and 2017 was recorded in the month of January. The percent share of the total births in January to the semestral totals were 18.5 percent in 2016 and 18.6 percent in 2017.

The month of April was observed to have the least number of registered live births at 7,228 and 6,641 during the first semester of 2016 and 2017, respectively.

**FIGURE 1. Daily Average Number of Registered Live Births by Month Region I (Ilocos Region): 1<sup>st</sup> Semester, 2016 and 2017**



SOURCE: Preliminary results from Decentralized Vital Statistics System 2011

**TABLE 2. Number and Percent Distribution of Registered Live Births by Province, Region I: 1<sup>st</sup> Semester, 2016 and 2017**

Province	1st Semester			
	Number		Percent	
	2017	2016	2017	2016
Ilocos Region	45,989	47,857	100.0	100.0
Ilocos Norte	4,969	5,069	10.8	10.6
Ilocos Sur	5,835	5,754	12.7	12.0
La Union	6,281	6,893	13.7	14.4
Pangasinan	28,904	30,141	62.8	63.0

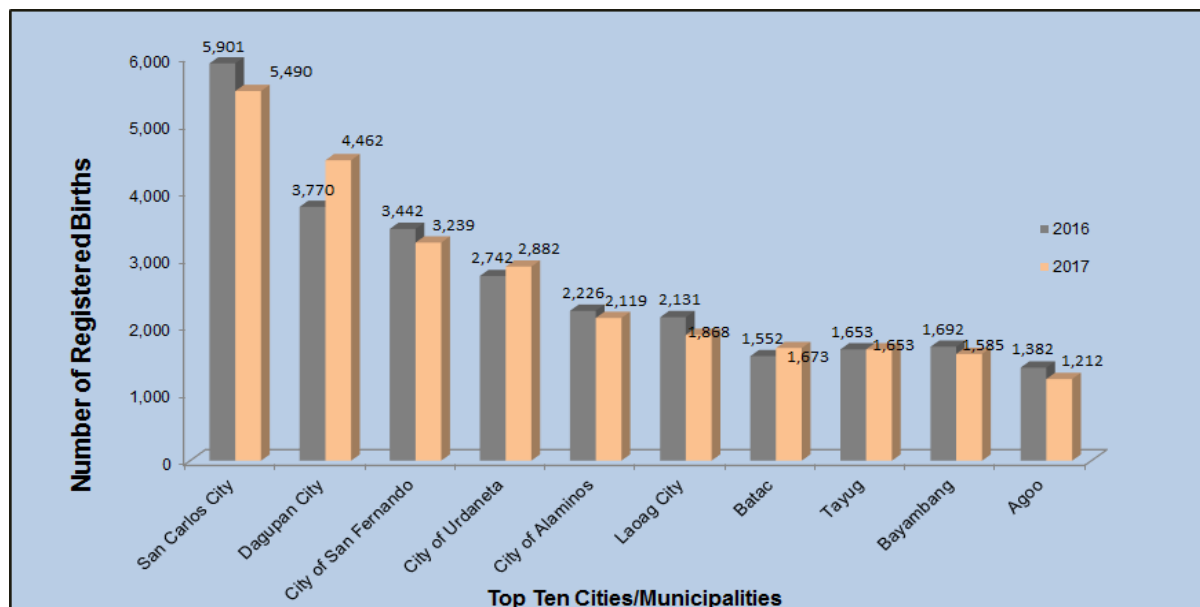
SOURCE: Preliminary results from Decentralized Vital Statistics System 2011

Among the provinces in the region, the province of Pangasinan registered the highest number of births in the first semester of 2017. Its share was more than half (62.8 percent share) of the total registered births in Region I. The province of La Union ranked second with 6,281 births (13.7 percent share), followed by the province of Ilocos Sur with 5,835 births (12.7



percent share) and the province of Ilocos Norte with 4,969 (10.8 percent share).

**FIGURE 2. Top Ten Cities/Municipalities with the Highest Number of Registered Live Births, Region I (Ilocos Region): 1<sup>st</sup> Semester, 2016 and 2017**



SOURCE: Preliminary results from Decentralized Vital Statistics System 2011


In first semester of 2017, San Carlos City, Pangasinan ranked first among the top ten Cities/Municipalities that registered the highest number of live births with 5,490. This was followed by Dagupan City, Pangasinan with 4,462 births; City of San Fernando, La Union with 3,239 births; City of Urdaneta, Pangasinan with 2,882 births; and City of Alaminos, Pangasinan with 2,119 births. It was also observed that San Carlos City has 521 registered births higher than the total registered births in the province of Ilocos Norte in the first semester of 2017.

On the other hand, Carasi, Ilocos Norte had the lowest number of registered live birth in first semester of 2017 with four (4) registered births. It was followed by Lidlida, Ilocos Sur with seven (7), San Esteban, Ilocos Sur with eight (8), Sigay, Ilocos Sur, and Dumalneg, Ilocos Norte with nine (9) registered live births each.

**TABLE 3. Number of Registered Live Births by Sex and by Province  
Region I (Ilocos Region): 1<sup>st</sup> Semester 2017**

Province	Both Sexes	Male	Female	Sex Ratio
Ilocos Region	45,989	23,660	22,329	106
Ilocos Norte	4,969	2,564	2,405	107
Ilocos Sur	5,835	3,067	2,768	111
La Union	6,281	3,255	3,026	108
Pangasinan	28,904	14,774	14,130	105

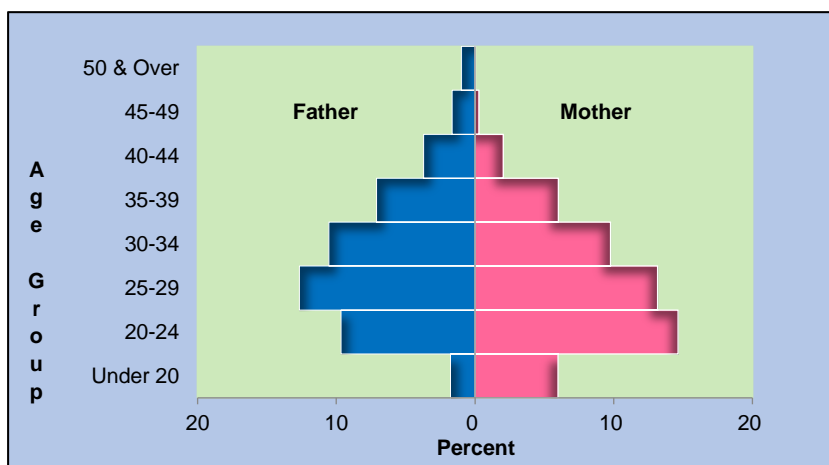
SOURCE: Preliminary results from the Decentralized Vital Statistics System 2011



Males (23,660) outnumbered females (22,329) in terms of registered live births during the first semester of 2017, resulting to a sex ratio of 106 males per 100 females.

Three (3) provinces posted a sex ratio that is higher than the regional ratio. The highest sex ratio of 111 males per 100 females was recorded in Ilocos Sur. This was followed by La Union with 108 and Ilocos Norte with 107. On the other hand, the lowest sex ratio of 105 males per 100 females was recorded in the province of Pangasinan.

**FIGURE 3. Percent Distribution of Live Births by Age Group of Father and Mother Region I (Ilocos Region): 1<sup>st</sup> Semester, 2016 and 2017**



SOURCE: Preliminary results from the Decentralized Vital Statistics System 2011

More than a quarter (26.6 percent) or 12,221 of mothers who gave birth in the first semester of 2017 belonged to age group 20 to 24. Meanwhile, the highest proportion of fathers belonged to age group 25 to 29, which is about a quarter (24.7 percent) of the total number of fathers of babies with registered births in first semester 2017. Furthermore, it can also be noted that teenage mothers (4,993) was three times more than teenage fathers (1,475).

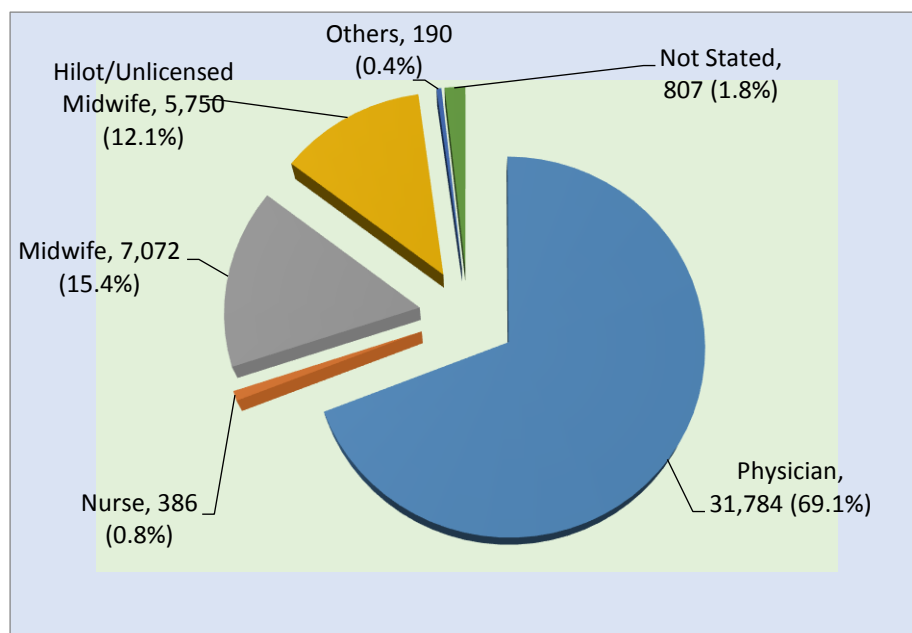
**TABLE 4. Number and Percent of Live Births by Age Group of Father and Mother Region I (Ilocos Region): 1<sup>st</sup> Semester 2017**

Age Group	Father		Mother	
	Number	Percent	Number	Percent
<b>ILOCOS REGION</b>	<b>42,775</b>	<b>100.0</b>	<b>45,989</b>	<b>100.0</b>
Under 20	1,475	3.4	4,993	10.9
20-24	8,062	18.8	12,221	26.6
25-29	10,562	24.7	10,986	23.9
30-34	8,800	20.6	8,144	17.7
35-39	5,924	13.8	5,021	10.9
40-44	3,090	7.2	1,699	3.7
45-49	1,374	3.2	240	0.5
50 & Over	826	1.9	17	0.0
Not Stated	2,662	6.2	2,668	5.8

SOURCE: Preliminary results from the Decentralized Vital Statistics System 2011

On the other hand, a total of 17 mothers at ages 50 and over gave birth to babies who were registered in first semester of 2017. The number of fathers belonging to age group 50 and over, however, was 48 times more (826) than the mothers. The median age for mothers was 27.6 years old and for fathers, 30.7 years old.

**FIGURE 4. Number of Registered Live Births by Attendant at Birth  
Region I (Ilocos Region): 1<sup>st</sup> Semester, 2016 and 2017**



SOURCE: Preliminary results from Decentralized Vital Statistics System 2011

In the first semester of 2017, there were about more than 85 percent or 39,242 of total registered live births were attended by medical practitioners which may either be a physician, a nurse or a midwife. The province of Pangasinan had the highest number of birth deliveries attended by health professionals with 24,963 or 63.6 percent followed by La Union with 5,652 or 14.4 percent, Ilocos Sur with 4,654 or 11.9 percent and Ilocos Norte with 3,973 or 10.1 percent.

**TABLE 5. Number of Registered Live Births by Attendant at Birth by Province  
Region I (Ilocos Region): 1<sup>st</sup> Semester, 2017**

	Total	Physician	Nurse	Midwife	Hilot/Unlicensed Midwife	Others	Not Stated
Ilocos Region	45,989	31,784	386	7,072	5,750	190	807
Ilocos Norte	4,969	3,735	26	212	638	18	340
Ilocos Sur	5,835	4,253	24	377	1,026	51	104
La Union	6,281	5,029	28	595	570	35	24
Pangasinan	28,904	18,767	308	5,888	3,516	86	339

SOURCE: Preliminary results from Decentralized Vital Statistics System 2011

On the other hand, there were 14.7 percent or 6,747 of registered live births were attended by traditional and other birth attendant in first semester of 2017. On top of the list was Pangasinan with 3,941 registered live births or 58.4 percent of its birth deliveries in the region were attended by traditional and other birth attendants. Ilocos Sur ranked second with 1,181 (17.5 percent share) followed by Ilocos Norte with 996 (14.8 percent share) and La Union with 629 (9.3 percent).

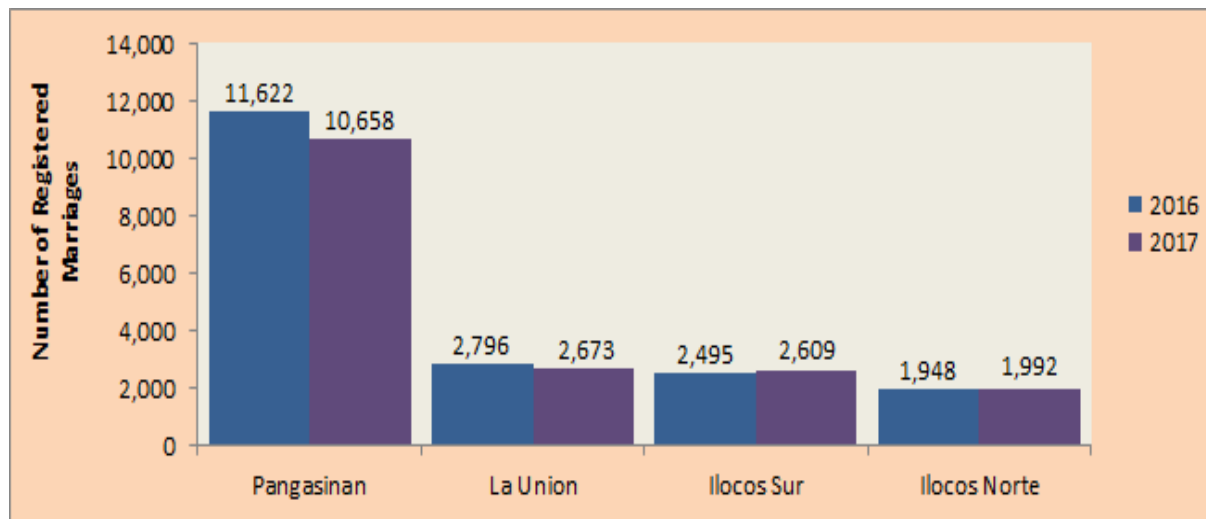
## Marriage Statistics

There were 17,932 marriages registered during the first semester of 2017, showing a decrease of 4.9 percent from the figure on the same period last year of 18,861 marriages.

Two (2) provinces recorded an increase in the number of registered marriages from first semester of 2016 to first semester of 2017. A bigger increase was noted in Ilocos Sur from 2,495 to 2,609 marriages (4.6 percent). While that of Ilocos Norte increased from 1,948 to 1,992 marriages (2.3 percent).

On the other hand, the provinces that posted a decrease in the number of registered marriages were Pangasinan from 11,622 to 10,658 (8.3 percent) and La Union from 2,796 to 2,673 (4.4 percent).

**FIGURE 5. Number of Registered Marriages by Province, Region I (Ilocos Region): 1<sup>st</sup> Semester, 2016 and 2017**



SOURCE: Preliminary results from Decentralized Vital Statistics System 2011

The number of registered marriages in the province of Pangasinan went down to 10,658 during the first semester of 2017 from 11,622 in the same semester of 2016, but it remained with the most number of registered marriages in the region. La Union ranked second with 2,673 (14.9 percent share) followed by Ilocos Sur with 2,609 (14.5 percent share). In 2016, La Union ranked second with 2,796 marriages (14.8 percent share) while Ilocos Sur ranked third with 2,495 marriages (13.2 percent share).

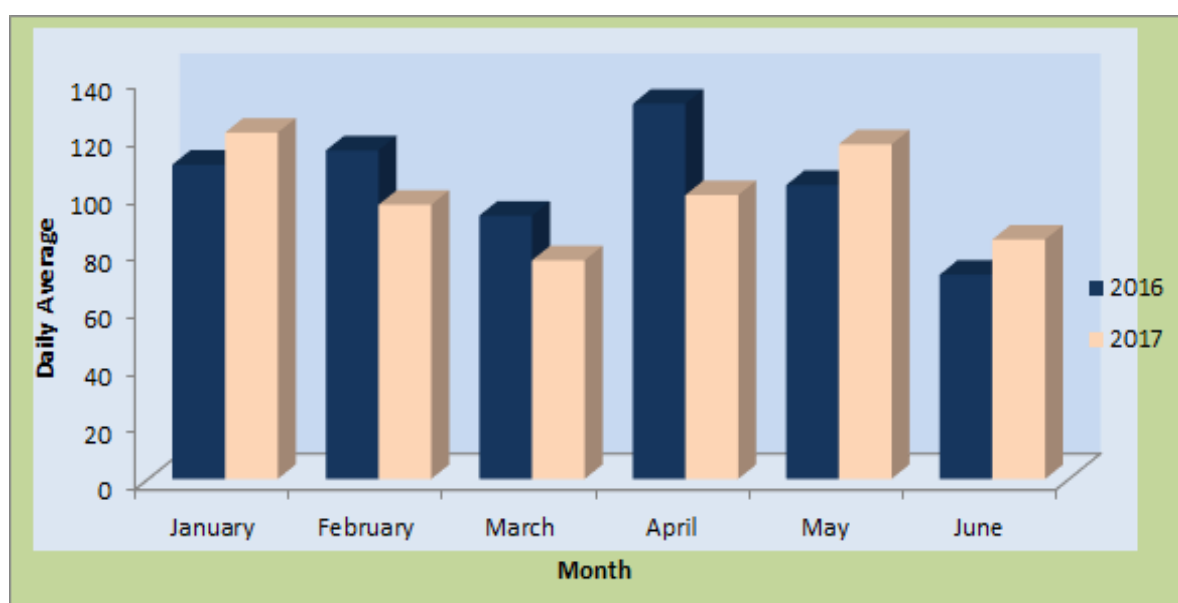
**TABLE 6. Number and Percent Distribution of Registered Marriages by Province, Region I (Ilocos Region): 1<sup>st</sup> Semester, 2016 and 2017**

Province	1st Semester			
	Number		Percent	
	2017	2016	2017	2016
Ilocos Region	17,932	18,861	100.0	100.0
Ilocos Norte	1,992	1,948	11.1	10.3
Ilocos Sur	2,609	2,495	14.5	13.2
La Union	2,673	2,796	14.9	14.8
Pangasinan	10,658	11,622	59.4	61.6

SOURCE: Preliminary results from the Decentralized Vital Statistics System 2011

On the other end, the province of Ilocos Norte posted the least number of registered marriages during the first semester of 2016 and 2017 with 1,948 (10.3 percent share) and 1,992 (11.1 percent share), respectively.

**FIGURE 6. Daily Average Number of Registered Marriages by Month Region I (Ilocos Region): 1<sup>st</sup> Semester, 2016 and 2017**



SOURCE: Preliminary results from Decentralized Vital Statistics System 2011

The month of January was the most preferred month to tie the knot during the first semester of 2017 with a total of 3,756 marriages. It corresponds to a daily average of 121 registered marriages which surpassed the regional daily average number during the first semester. In the same period of last year, April was the most preferred month to tie the knot with a total of 3,937 marriages translating to a daily average of 131 registered marriages. The least number of marriage occurrences during the first semester of 2017 was recorded in March posting a daily average of 76. On the other hand, June has the least number of marriage occurrences in the same period of 2016 with a daily average of 71.

**TABLE 7. Number and Daily Average of Registered Marriages by Month  
Region I (Ilocos Region): 1<sup>st</sup> Semester, 2016 and 2017**

Month of Registration	1st Semester			
	Number		Daily Average	
	2017	2016	2017	2016
Ilocos Region	17,932	18,861	99	104
January	3,756	3,408	121	110
February	2,685	3,332	96	115
March	2,371	2,854	76	92
April	2,979	3,937	99	131
May	3,629	3,187	117	103
June	2,512	2,143	84	71

SOURCE: Preliminary results from the Decentralized Vital Statistics System 2011

**TABLE 8. Number and Percent Distribution of Registered Marriages  
by Type of Ceremony, Region I (Ilocos Region): 1<sup>st</sup> Semester, 2016 and 2017**

Type of Ceremony	Number		Percent	
	2017	2016	2017	2016
Total	17,932	18,861	100	100
Roman Catholic	8,934	7,707	49.82	40.86
Civil	6,171	8,481	34.41	44.97
Muslim	32	46	0.18	0.24
Tribal	9	3	0.05	0.02
Other Religious Rites	2,786	2,624	15.54	13.91

SOURCE: Preliminary results from Decentralized Vital Statistics System 2011

Marriages officiated in Roman Catholic Church topped the list among all types of marriage ceremonies in first semester of 2017. It comprised 8,934 marriages or 49.82 percent of the total reported marriages. Marriages performed in civil rite ranked second with 6,171 marriages or 34.41 percent share followed by other religious rites with 2,786 or 15.54 percent.

In the same period of last year, marriages contracted through civil rite registered the highest number of marriages with 8,481 marriages or 44.97 percent share, followed by Roman Catholic with 7,707 marriages or 40.86 percent share.



# Death Statistics

A total of 16,961 deaths were registered during the first semester of 2017. The figure indicated a decrease of 3.3 percent death occurrences from the 2016 figure of 17,531.

The province of Pangasinan ranked first in terms of the number of registered deaths during the first semester 2017, with a total of 9,681 or 57.1 percent share of the total registered deaths in the region. La Union placed second with 2,707 registered deaths (16.0 percent share), followed by Ilocos Sur with 2,360 (13.9 percent share) and Ilocos Norte with 2,213 (13.0 percent share).

In the same semester of 2016, Pangasinan recorded 10,044 deaths or 57.3 percent of the total registered deaths in the region. La Union registered 2,805 (16.0 percent share), Ilocos Sur with 2,479 (14.1 percent share) and Ilocos Norte with 2,203 (12.6 percent share).

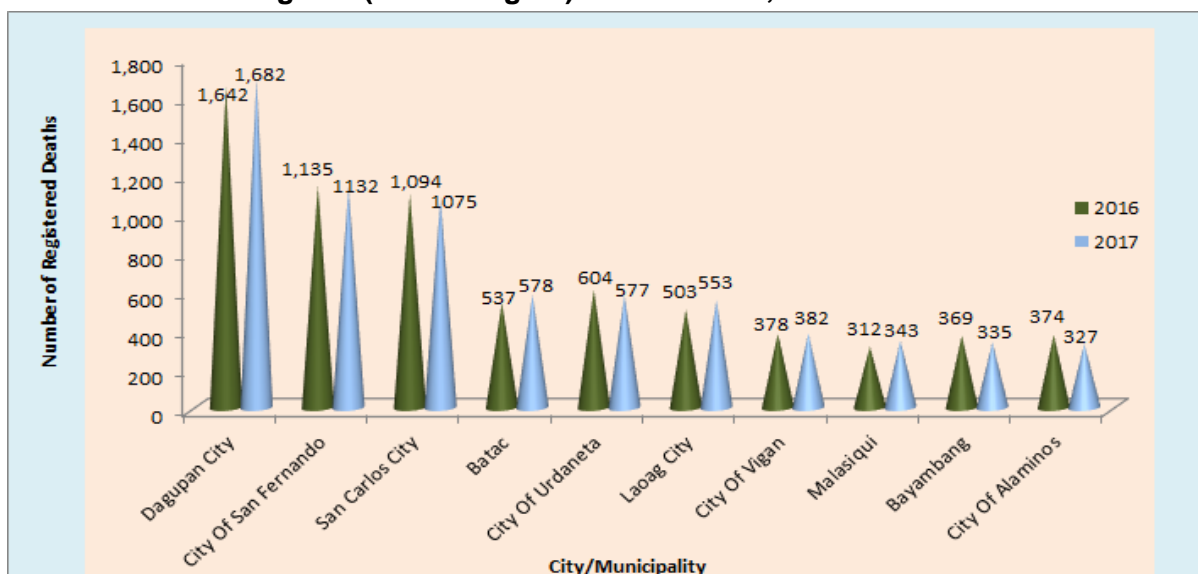
**TABLE 9. Number and Percent Distribution of Registered Deaths by Province Region I (Ilocos Region): 1<sup>st</sup> Semester, 2016 and 2017**

Province	1st Semester			
	Number		Percent	
	2017	2016	2017	2016
Ilocos Region	16,961	17,531	100.0	100.0
Ilocos Norte	2,213	2,203	13.0	12.6
Ilocos Sur	2,360	2,479	13.9	14.1
La Union	2,707	2,805	16.0	16.0
Pangasinan	9,681	10,044	57.1	57.3

*SOURCE: Preliminary results from Decentralized Vital Statistics System 2011*

Comparing the two periods, only Ilocos Norte posted an increase at 0.5 percent from 2,203 deaths in 2016 to 2,213 deaths in 2017. On the other hand, Ilocos Sur reported the highest percent decrease at 4.8 percent. Followed by Pangasinan with 3.6 percent and La Union with 3.5 percent decrease.

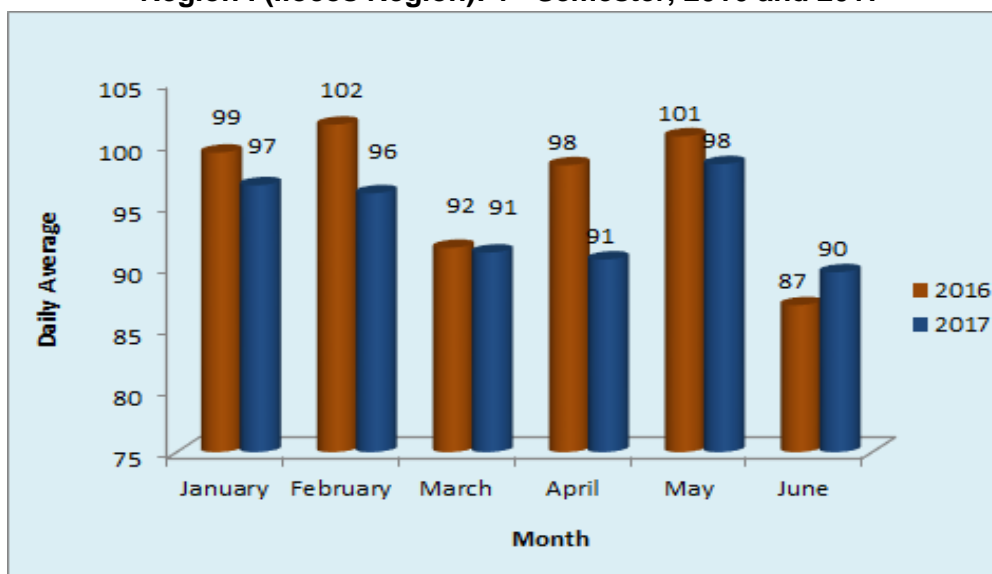
**FIGURE 7. Top Ten City/Municipalities with the Highest Number of Registered Deaths Region I (Ilocos Region): 1<sup>st</sup> Semester, 2016 and 2017**



SOURCE: Preliminary results from Decentralized Vital Statistics System 2011

The cities of Dagupan, San Fernando, San Carlos, Batac and Urdaneta posted the highest number of registered deaths in the first semester of 2017 with 1,682, 1,132, 1,075, 578 and 577 deaths, respectively. On the other hand, the municipalities of Adams, Dumalneg, Carasi, Sigay, Lidlidda and Nueva Era had the least number in terms of the number of registered deaths: Adams and Dumalneg with two (2) registered deaths each; Carasi with five (5); Sigay with six (6); and Lidlidda and Nueva Era with nine (9) each.

**FIGURE 8. Daily Average Number of Registered Deaths by Month Region I (Ilocos Region): 1<sup>st</sup> Semester, 2016 and 2017**



SOURCE: Preliminary results from Decentralized Vital Statistics System 2011

During the first semester of 2017, mortality was at its peak in the month of May with total registered deaths of 3,048. It was followed by January with 2,995, March with 2,826 and April with 2,718 death occurrences. The number of deaths in the month of May 2017 translates to an average of 98 death occurrences per day. The figure was higher than the daily average death occurrences in the region.

**TABLE 10. Number and Daily Average of Registered Deaths by Month  
Region I (Ilocos Region): 1<sup>st</sup> Semester, 2016 and 2017**

Month of Registration	1st Semester			
	Number		Daily Average	
	2017	2016	2017	2016
Ilocos Region	16,961	17,531	94	96
January	2,995	3,077	97	99
February	2,687	2,944	96	102
March	2,826	2,838	91	92
April	2,718	2,947	91	98
May	3,048	3,118	98	101
June	2,687	2,607	90	87

SOURCE: Preliminary results from the Decentralized Vital Statistics System 2011

Similarly, the highest number of registered deaths during the first semester of 2016 was in the month of May with 3,118 death occurrences, followed by the month of January with 3,077. The smallest number of registered deaths was in June with 2,607. February 2016 has the highest daily average of 102 death occurrences followed by May with a daily average of 101 death occurrences.

**TABLE 11. Number of Registered Deaths by Sex and by Province  
Region I (Ilocos Region): 1<sup>st</sup> Semester, 2017**

Province	Both Sexes	Male	Female	Sex Ratio
Ilocos Region	16,961	9,459	7,502	126
Ilocos Norte	2,213	1,244	969	128
Ilocos Sur	2,360	1,251	1,109	113
La Union	2,707	1,479	1,228	120
Pangasinan	9,681	5,485	4,196	131

SOURCE: Preliminary results from the Decentralized Vital Statistics System 2011

There were more death occurrences among males (9,459) than females (7,502) in Region I during the first semester of 2017. The computed sex ratio during the semester was 126 male deaths for every 100 female deaths.

Pangasinan posted the highest sex ratio in the regional with 131. Ilocos Norte ranked second with 128 and followed by La Union with 120. The lowest computed sex ratio of 113 male deaths per 100 female deaths was noted in Ilocos Sur.

## Explanatory Notes

Data on births, deaths and marriages presented in this release were obtained from the Certificate of Live Birth (Municipal Form 102), Certificate of Death (Municipal Form 90) and Certificate of Marriage (Municipal Form No. 97) that were registered at the Office of the City/Municipal Civil Registrars and forwarded to the Philippine Statistics Authority - Provincial Statistical Offices in Region I. Information included births, deaths and marriages registered in January to June 2017 and January to June 2016.



  
**SOCRATES L. RAMORES**  
Regional Director