



SPECIAL RELEASE

Marriage Statistics

La Union: July 2021

Date of Release: 31 October 2021

Reference No. 2021- 73



In La Union, there were 140 marriages registered in July 2021 showing a decrease of 11.95 percent from 159 marriages in the same period last year.

Table 1. Number and Percent Distribution of Registered Marriages by City/Municipality, La Union: July 2020 and 2021

City/Municipality	Number		Percent	
	July		July	
	2021	2020	2021	2020
LA UNION	140	159	100.00	100.00
Agoo	10	13	7.14	8.18
Aringay	13	9	9.29	5.66
Bacnotan	3	8	2.14	5.03
Bagulin	3	3	2.14	1.89
Balaoan	3	7	2.14	4.40
Bangar	5	4	3.57	2.52
Bauang	12	20	8.57	12.58
Burgos	0	0	0.00	0.00
Caba	3	2	2.14	1.26
Luna	12	4	8.57	2.52
Naguilian	4	6	2.86	3.77
Pugo	3	4	2.14	2.52
Rosario	5	14	3.57	8.81
City of San Fernando	24	26	17.14	16.35
San Gabriel	6	8	4.29	5.03
San Juan	12	15	8.57	9.43
Santo Tomas	5	8	3.57	5.03
Santol	7	2	5.00	1.26
Sudipen	4	2	2.86	1.26
Tubao	6	4	4.29	2.52

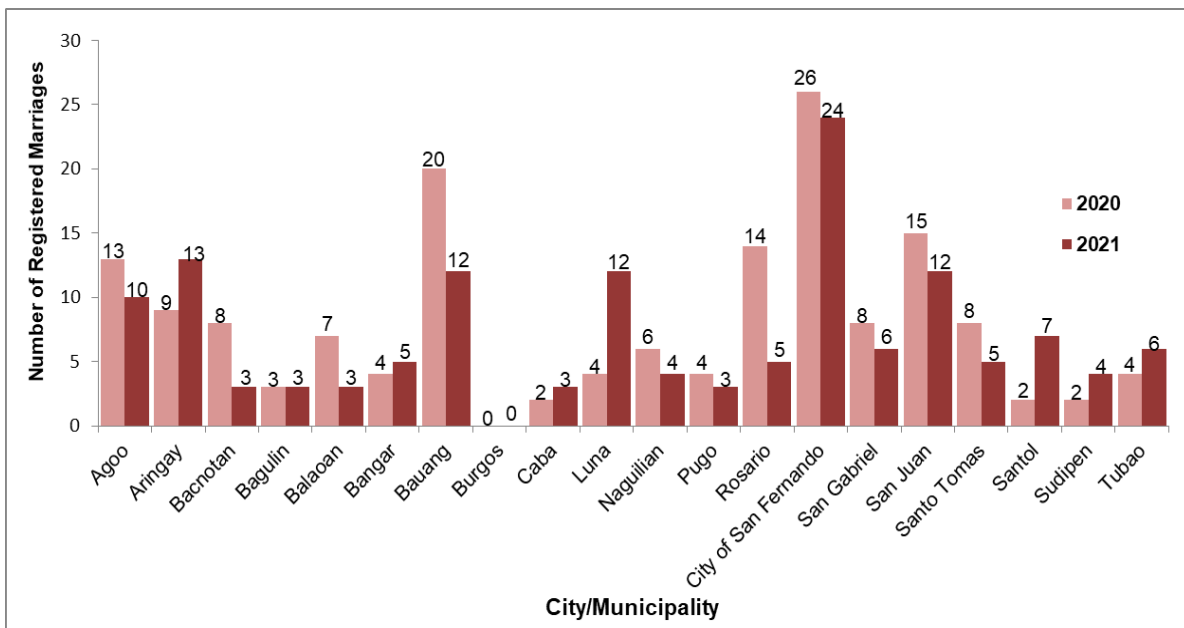
SOURCE: Preliminary results from the Decentralized Vital Statistics System 2011

In July 2021, the City of San Fernando recorded the highest number of registered marriages in La Union with 24 marriages or 17.14 percent of the total registered marriages in the province. Meanwhile, Aringya ranked second with 13 marriages (9.29 percent share) followed by Bauang, Luna and San Juan with 12 marriages (8.57 percent share).

In the same month a year ago, the lone city also topped the city/municipalities with 26 marriages or 16.35 percent of the total registered marriages in the province. It was followed by Bauang with 20 marriages (12.58 percent share) and San Juan with 118 marriages (9.43 percent share).

On the other end, the municipalities of Bacnotan, Bagulin, Balaoan, Caba, and Pugo posted the least number of registered marriages in July 2021 with 3 marriages (2.14 percent share).

Meanwhile, Burgos has no record of registered marriage in July 2021 and July 2020.



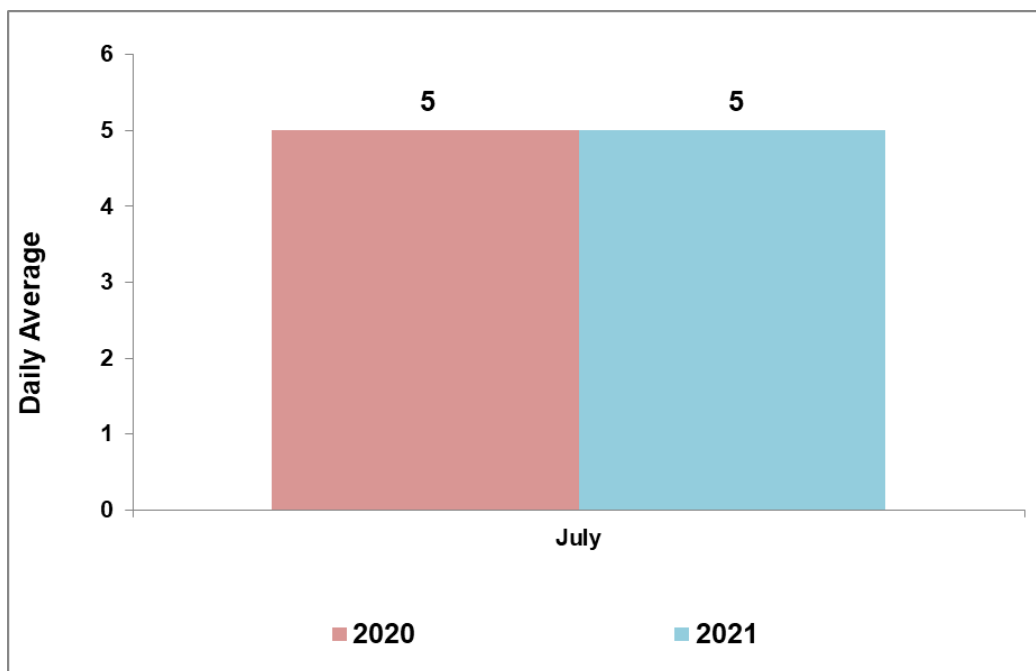
**Figure 1. Number of Registered Marriages by City/Municipality
La Union: July 2020 and 2021**



REPUBLIC OF THE PHILIPPINES
PHILIPPINE STATISTICS AUTHORITY
LA UNION PROVINCIAL STATISTICAL OFFICE

There were five (5) municipalities that have lower number of registered marriages in July 2021 compared with their figures in the same month of 2020. The top three municipalities that posted the highest decrease were Rosario from 14 to 5 (64.29%), Bacnotan from 8 to 3 (62.50%), and Balaoan from 3 to 7 (57.14%).

Meanwhile, Santol recorded the highest increase of 250 percent from 2 marriages in July 2020 to 7 marriages in July 2021. It was followed by municipality of Luna with 12 marriages in July 2021 from 4 marriages in same month a year ago. Lastly, the municipality of Sudipen also increased by 100 percent from 2 marriages in July 2020 to 4 marriages in July 2021.



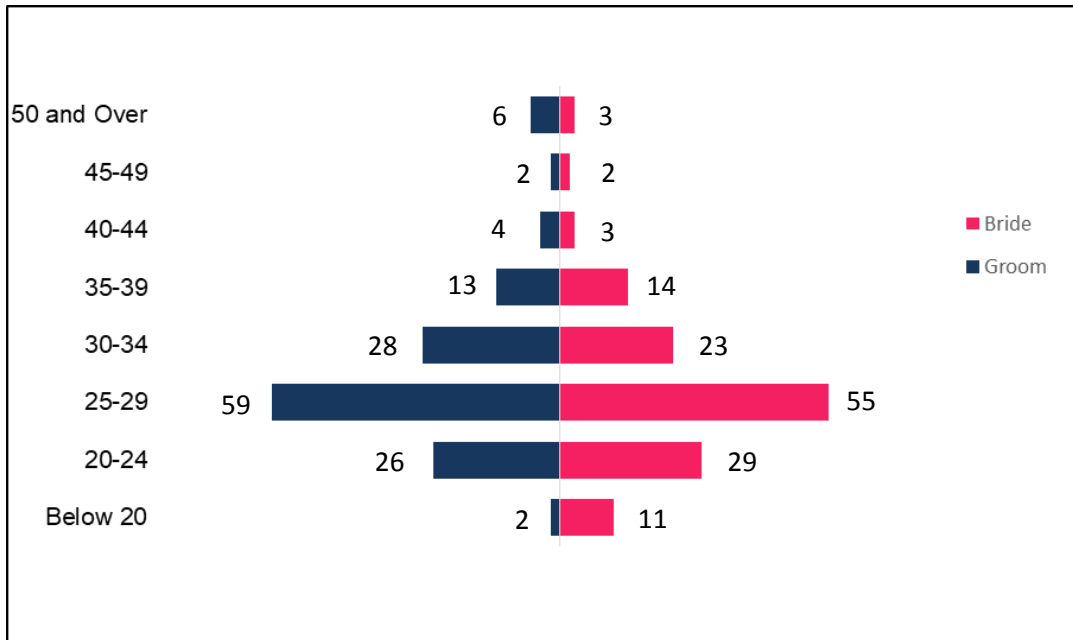
**Figure 2. Daily Average of Registered Marriages by Month
La Union: July, 2020 and 2021**

In July 2021 recorded 140 registered marriages while in last year's July, it has registered 159 marriages. This translates a daily average of five (5) marriage occurrences both in July 2020 and July 2021.



Management System
ISO 9001:2015
www.tuv.com
ID 9108640991

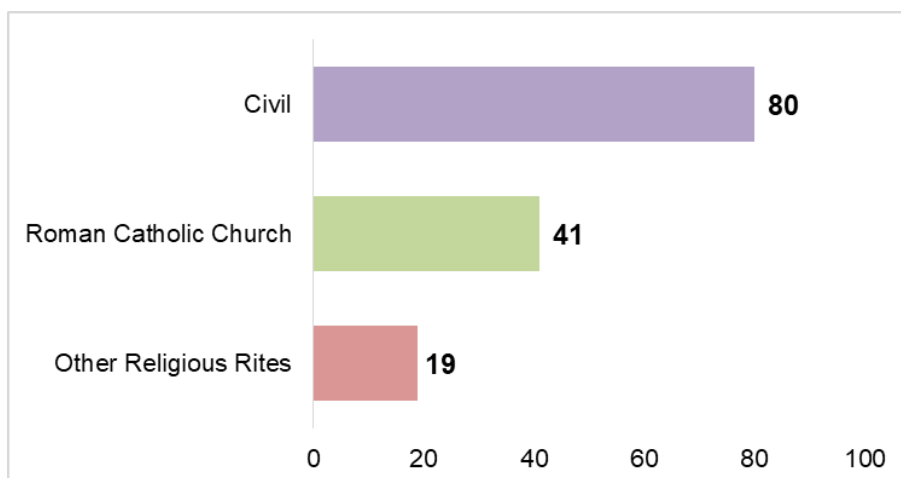




**Figure 3. Number of Registered Marriages by Age Group of Groom and Bride
La Union: July 2021**

The biggest proportion of grooms who got married in July 2021 belonged to the age group 25 to 29 with 59 grooms. Similarly, the biggest proportion of brides belonged to age group of 25 to 29 with 55 brides.

On the contrary, the least proportion of grooms who got married in July 2021 was recorded under the below 20 and 45-49 age groups with 2 grooms while the least proportion of brides belonged to the age group 45 to 49 with 2 brides.

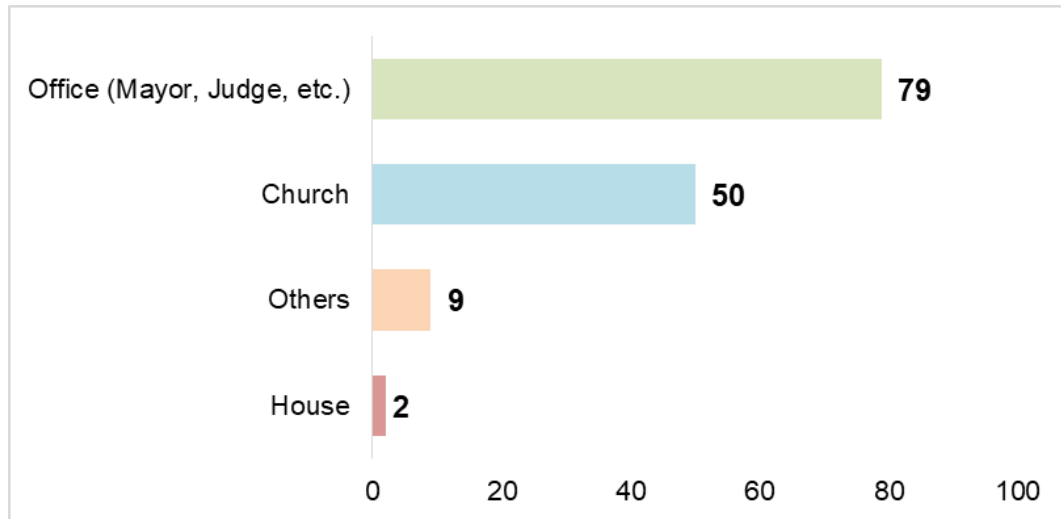


**Figure 4. Number of Registered Marriages by Type of Ceremony
La Union: July 2021**




REPUBLIC OF THE PHILIPPINES
PHILIPPINE STATISTICS AUTHORITY
LA UNION PROVINCIAL STATISTICAL OFFICE

In July 2021 in La Union, marriages performed through civil rites ranked first with 80 marriages (57.14 percent share). Marriage ceremonies solemnized by Roman Catholic Churches ranked second with 41 or 29.29 percent of the total marriages in the province followed by marriages solemnized by other religious rite with 19 (13.57 percent share).



**Figure 5. Number of Registered Marriages by Place Type
La Union: July 2021**

Weddings conducted at the office (mayor, judges, etc.) ranked first in July 2021 having 79 registered marriages or 56.43 percent share. This was followed by 50 church weddings (35.71 percent share). In addition, there were nine (9) marriage ceremonies conducted in other places and two (2) house weddings.


DANITES E. TENIDO, PhD
Chief Statistical Specialist

lgsb/smpg