



SPECIAL RELEASE

Marriage Statistics

La Union: 3rd Quarter of 2021

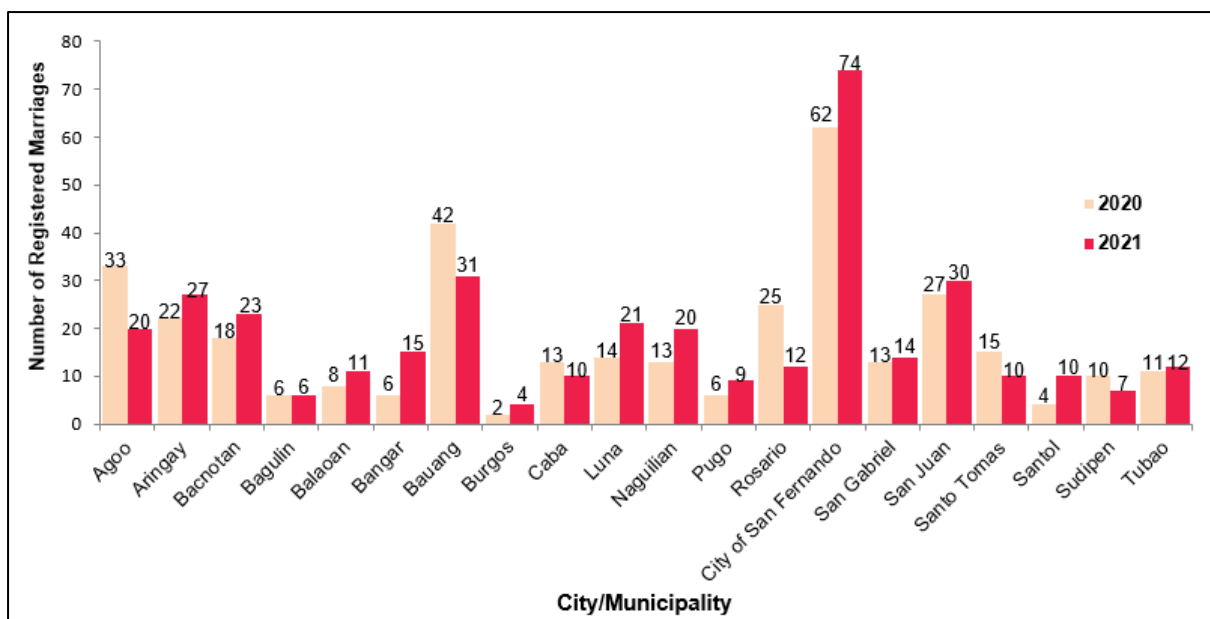
Date of Release: **31 December 2021**

Reference No. 2021-091



There were 366 marriages registered in 3rd quarter 2021 in La Union showing an increase of 4.57 percent from 350 marriages in the same period of the previous year.

The number of registered marriages in 3rd quarter 2021 increased in all city/municipalities compared with their figures in the same period of 2020. The municipalities of Bangar and Santol posted the highest increase or registered marriages from 4 to 10 and 6 to 15 marriages respectively or 150% increase. It was followed by municipality of Burgos from 2 to 4 or 100% increase and the municipality of Naguilian from 13 to 20 (53.85%).



**Figure 1. Number of Registered Marriages by City/Municipality
La Union: 3rd Quarter, 2020 and 2021**



REPUBLIC OF THE PHILIPPINES
PHILIPPINE STATISTICS AUTHORITY
 LA UNION

Table 1. Number and Percent Distribution of Registered Marriages by City/Municipality, La Union: 3rd Quarter, 2020 and 2021

City/Municipality	Number		Percent	
	3 rd Quarter		3 rd Quarter	
	2021	2020	2021	2020
LA UNION	366	350	100.00	100.00
Agoo	20	33	5.46	9.43
Aringay	27	22	7.38	6.29
Bacnotan	23	18	6.28	5.14
Bagulin	6	6	1.64	1.71
Balaoan	11	8	3.01	2.29
Bangar	15	6	4.10	1.71
Bauang	31	42	8.47	12.00
Burgos	4	2	1.09	0.57
Caba	10	13	2.73	3.71
Luna	21	14	5.74	4.00
Naguilian	20	13	5.46	3.71
Pugo	9	6	2.46	1.71
Rosario	12	25	3.28	7.14
City of San Fernando	74	62	20.22	17.71
San Gabriel	14	13	3.83	3.71
San Juan	30	27	8.20	7.71
Santo Tomas	10	15	2.73	4.29
Santol	10	4	2.73	1.14
Sudipen	7	10	1.91	2.86
Tubao	12	11	3.28	3.14

SOURCE: Preliminary results from the Decentralized Vital Statistics System 2011

In 3rd quarter 2021, City of San Fernando recorded the highest number of registered marriages in La Union with 74 marriages or 20.22 percent of the total registered marriages in the province. Bauang ranked second with 31 marriages (8.47 percent share) followed by San Juan with 30 marriages (8.20 percent share).

In the same quarter a year ago, the City of San Fernando topped the list with 62 registered marriage or 17.71 percent of the total registered marriages in the province. It was followed by Bauang with 42 marriages (12.00 percent share) and Agoo with 33 marriages (9.43 percent share).



On the other end, Burgos recorded the least number of registered marriages in the 3rd quarter of 2020 and 2021 having 2 and 4 marriage (0.65 percent share) respectively.

Table 2. Number and Daily Average of Registered Marriages by Month, La Union: 3rd Quarter, 2020 and 2021

Month of Registration	Number		Daily Average	
	3 rd Quarter		3 rd Quarter	
	2021	2020	2021	2020
La Union	366	350	4	4
July	140	155	5	5
August	89	87	3	3
September	137	108	5	4

SOURCE: Preliminary results from the Decentralized Vital Statistics System 2011

The month of July was the most preferred month to tie knot in 3rd quarter 2021 with a total of 140 registered marriages. Similarly, the month of July recorded the highest registered marriages with 155 registered marriages on the 3rd quarter of the previous year.

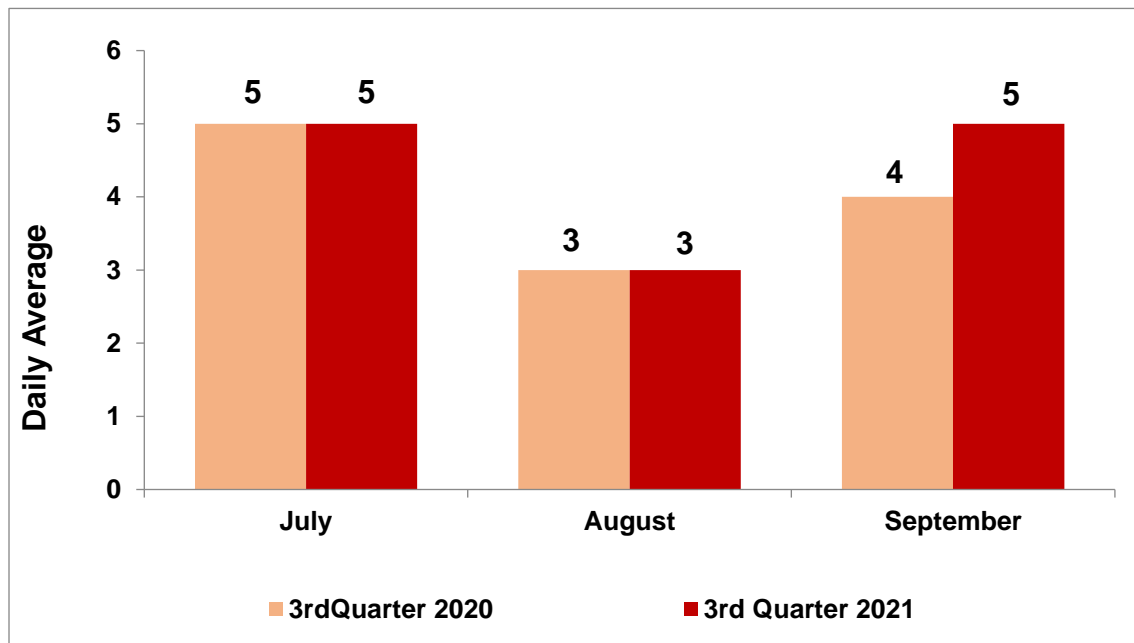
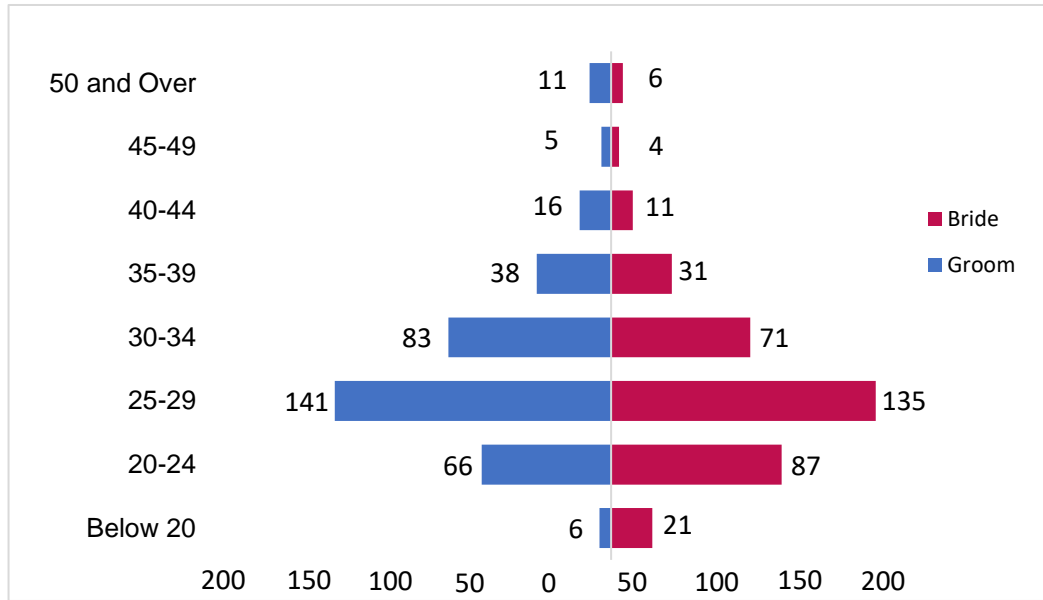


Figure 2. Daily Average of Registered Marriages by Month La Union: 3rd Quarter, 2020 and 2021



REPUBLIC OF THE PHILIPPINES
PHILIPPINE STATISTICS AUTHORITY
 LA UNION

The least daily average number of marriage occurrences both in 3rd quarter of 2021 and 3rd quarter a year ago was recorded in August with three marriage occurrences per day.



**Figure 3. Number of Registered Marriages by Age Group of Groom and Bride
 La Union: 3rd Quarter, 2021**

The biggest proportion of grooms who got married in 3rd quarter 2021 belonged to the age group 25 to 29 with 141 grooms. Similarly, the biggest proportion of brides belonged to age group of 25 to 29 with 135.

On the contrary, the least proportion of grooms and brides who got married in 3rd quarter 2021 was recorded under the 45 to 49 age group with five grooms and four brides respectively.

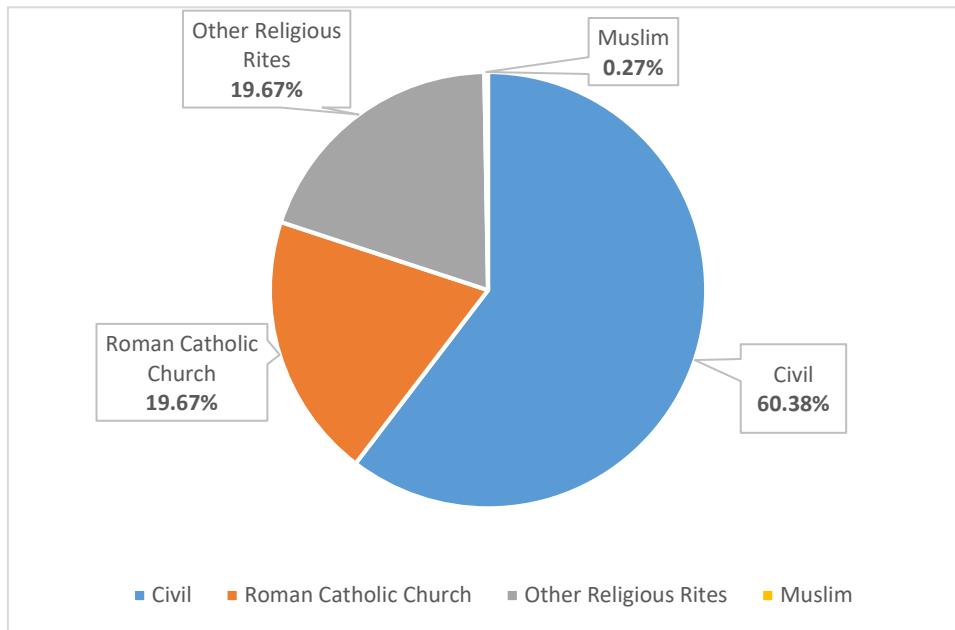



Figure 4. Percent Distribution of Registered Marriage By Type of Ceremony 3rd Quarter 2021

In 3rd quarter 2021 in La Union, marriages performed through civil rites ranked first with 221 marriages (60.38 percent share). Marriage ceremonies solemnized by Roman Catholic Churches and Other Religious Rites ranked second having the same record of 72 or 19.67 percent of the total marriages in the province. On the other end, there were 1 marriage or 0.27 percent performed by Muslim rites in 3rd quarter 2021.


DANITES E. TENIDO, PhD.
Chief Statistical Specialist

Explanatory Notes

Data on marriages presented in this release were obtained from the Certificate of Marriage (Municipal Form No. 97) registered at the Office of the City/Municipal Civil Registrars in La Union and forwarded to the Philippine Statistics Authority - La Union Provincial Statistical Office. Information presented includes marriages registered from July to September of 2020 and 2021.