




# SPECIAL RELEASE

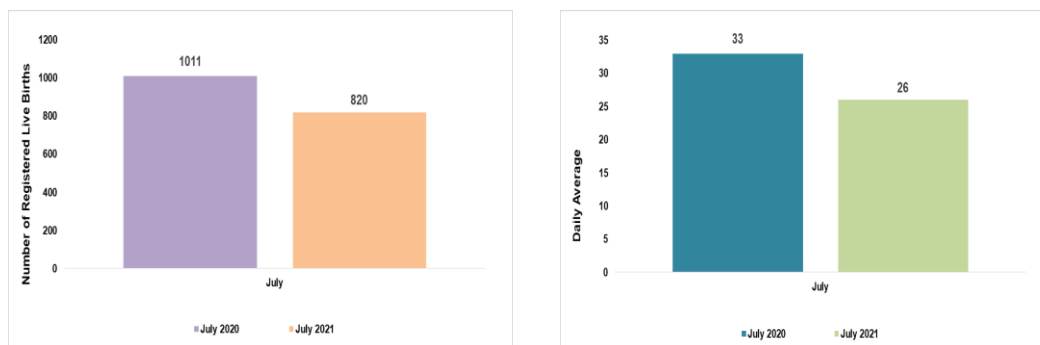
## Birth Statistics

### La Union: July 2021

Date of Release: 31 October 2021  
Reference No. 2021-72

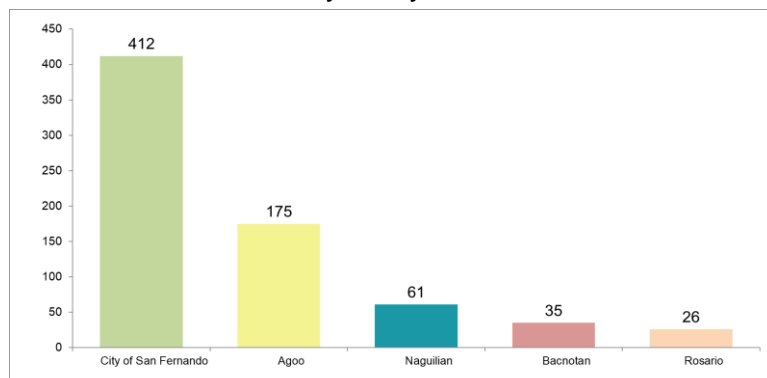


The number of registered live births in La Union in July 2021 reached to a total of 820 with a decrease of 18.89 percent compared with the 1,011 births in the same month of 2020.



**FIGURE 1. Number and Daily Average of Registered Live Births  
La Union: July 2020 and July 2021**

Meanwhile, the computed daily average birth occurrence was at 26 births in July of 2021 compared with the 33 births in July last year.



**FIGURE 2. Top Five City/Municipalities with the Highest Number  
of Registered Live Births, La Union: July 2021**



REPUBLIC OF THE PHILIPPINES

PHILIPPINE STATISTICS AUTHORITY

LA UNION PROVINCIAL STATISTICAL OFFICE

Among the city/municipalities in the province, the City of San Fernando registered the highest number of live births with 412 in July of 2021. Its share was more than half or 50.24 percent of the total registered live births in La Union. The municipality of Agoo ranked second with 175 registered live births (21.34%). The municipality of Naguilian ranked third with 61 live births (7.44%), followed by Bacnotan with 35 live births (4.27%) and Rosario with 26 live births (3.17%).

The City of San Fernando also ranked first in July 2020 with 549 registered live births or 54.30 percent share to the total registered live births. The municipality of Agoo also ranked second in July 2020 with 228 registered live births (22.55%). The municipality of Bacnotan ranked third with 82 live births (8.11%), followed by Naguilian with 42 live births (4.15%) and Rosario with 25 live births (2.47%).

**TABLE 1. Number of Registered Live Births by City/Municipality  
La Union: July 2021 and July 2020**

City/Municipality	Number		Percent	
	July		July	
	2021	2020	2021	2020
LA UNION	820	1,011	100.0	100.0
Agoo	175	228	21.34	22.55
Aringay	13	3	1.59	0.30
Bacnotan	35	82	4.27	8.11
Bagulin	5	5	0.61	0.49
Balaoan	22	9	2.68	0.89
Bangar	2	8	0.24	0.79
Bauang	9	11	1.10	1.09
Burgos	2	1	0.24	0.10
Caba	13	3	1.59	0.30
Luna	1	0	0.12	0.00
Naguilian	61	42	7.44	4.15
Pugo	5	2	0.61	0.20
Rosario	26	25	3.17	2.47
City of San Fernando	412	549	50.24	54.30
San Gabriel	10	8	1.22	0.79
San Juan	7	9	0.85	0.89
Santo Tomas	4	11	0.49	1.09
Santol	9	5	1.10	0.49
Sudipen	3	0	0.37	0.00
Tubao	6	10	0.73	0.99

SOURCE: Preliminary results from the Decentralized Vital Statistics System 2011



REPUBLIC OF THE PHILIPPINES  
**PHILIPPINE STATISTICS AUTHORITY**  
**LA UNION PROVINCIAL STATISTICAL OFFICE**

On the other hand, the municipality of Luna had the lowest registered live births in July 2021 with only one (1) birth and had no registered live birth during the same month of 2020. This was followed by the municipality of Bangar and Burgos with two births each (0.24 percent share), and Sudipen with three births (0.37 percent share).

**TABLE 3. Number of Registered Live Births by Sex and by City/Municipality  
 La Union: July 2021**

City/Municipality	Both Sexes	Male	Female	Sex Ratio
LA UNION	820	419	401	104
Agoo	175	98	77	127
Aringay	13	5	8	63
Bacnotan	35	19	16	119
Bagulin	5	2	3	67
Balaoan	22	10	12	83
Bangar	2	1	1	100
Bauang	9	3	6	50
Burgos	2	1	1	100
Caba	13	7	6	117
Luna	1	1	0	0
Naguilian	61	31	30	103
Pugo	5	1	4	25
Rosario	26	10	16	63
City of San Fernando	412	211	201	105
San Gabriel	10	6	4	150
San Juan	7	5	2	250
Santo Tomas	4	0	4	0
Santol	9	4	5	80
Sudipen	3	1	2	50
Tubao	6	3	3	100

*SOURCE: Preliminary results from the Decentralized Vital Statistics System 2011*

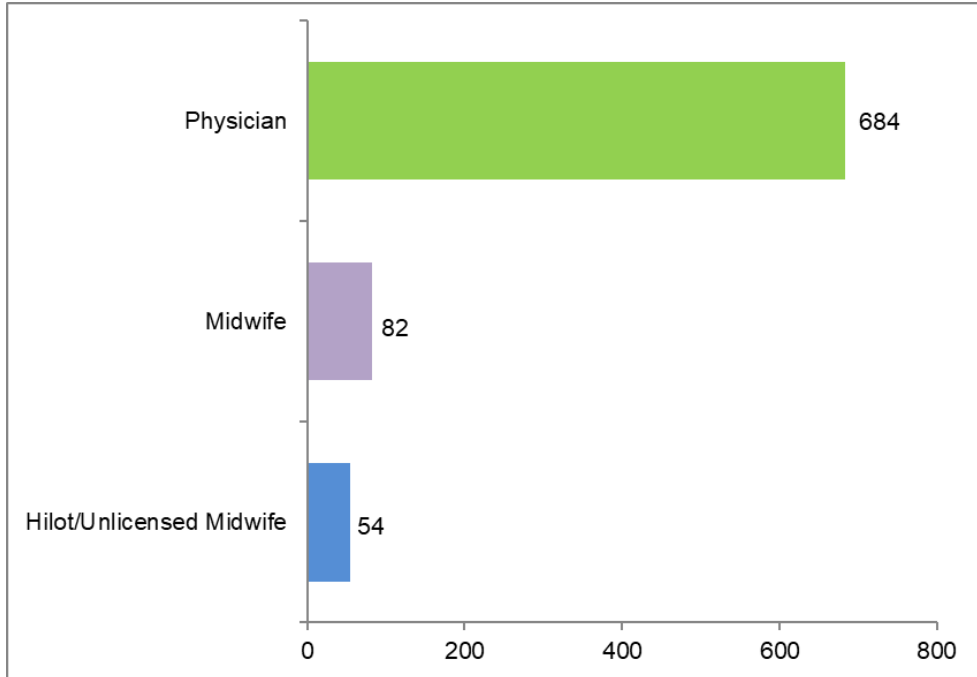
In July 2021, males (419) were slightly more than females (401) in terms of registered live births resulting to a sex ratio of 104.

Seven city/municipalities have exceeded the sex ratio of the provincial ratio. The highest sex ratio of 250 was recorded in the municipality of San Juan. This means that there were 250 male births for every 100 female births. This was followed by



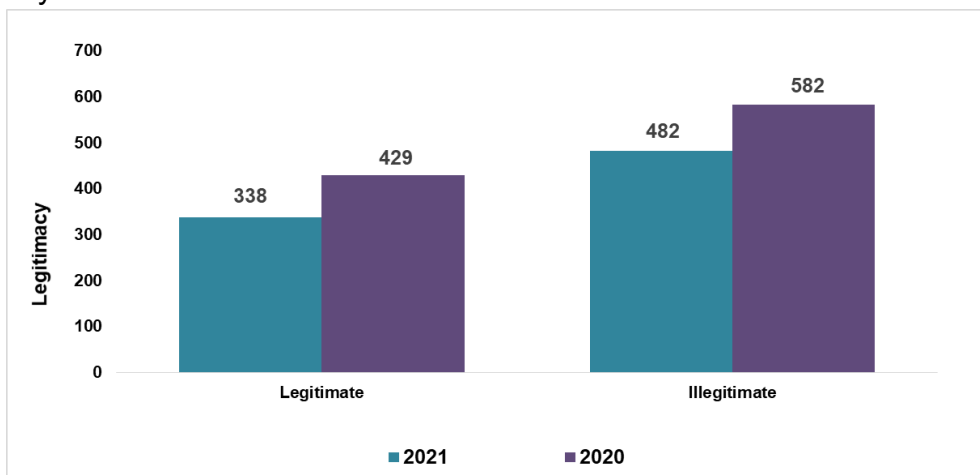
REPUBLIC OF THE PHILIPPINES  
**PHILIPPINE STATISTICS AUTHORITY**  
**LA UNION PROVINCIAL STATISTICAL OFFICE**

San Gabriel with a sex ratio of 150, Agoon with 127, Bacnotan with 119, and Caba with 117.



**FIGURE 2. Number of Registered Live Births by Attendant at Birth La Union: July 2021**

There were 766 registered live births or 93.41 percent of the total registered births in the province in July 2021 attended by medical practitioners which may either be a physician, a nurse or a midwife (licensed). On the other hand, there were 54 births or 6.59 percent of the total registered births in the province within the July of 2021 attended by traditional birth attendants and other birth attendants.




**FIGURE 3. Number of Registered Live Births by Legitimacy La Union: July 2021 and 2020**



REPUBLIC OF THE PHILIPPINES  
**PHILIPPINE STATISTICS AUTHORITY**  
**LA UNION PROVINCIAL STATISTICAL OFFICE**

In terms of legitimacy, there were 338 registered legitimate children or 41.22 percent of the total registered births in the province in July 2021. This depicts a decrease of 21.21% from the total registered legitimate children in the same month last year. Meanwhile, there were 482 registered illegitimate children or 58.78 percent of the total registered births in the province in July 2020. This also shows a decrease of 17.18% from last year's total registered illegitimate children of 582 in the province.

  
**DANITES E. TENIDO PhD**  
Chief Statistical Specialist

*lgsb/smpg*

#### ***Explanatory Notes***

*Data on births presented in this release were obtained from the Certificate of Birth (Municipal Form No. 102) registered at the Office of the City/Municipal Civil Registrars in La Union and forwarded to the Philippine Statistics Authority La Union Provincial Statistical Office. Information presented include births registered in July of 2020 and July 2021.*