



SPECIAL RELEASE

PERFORMANCE OF LIVESTOCK AND POULTRY IN ILOCOS NORTE, 4TH QUARTER 2022¹

Date of Release: 17 March 2023

Reference No. 2023- 04

Livestock and poultry inventory increased by 1.59 percent in 4th Quarter 2022

Livestock and poultry inventory in the province of Ilocos Norte is reported at 2,113,151 heads as of January 1, 2023. This is 1.59 percent higher than the inventory in the same period last year with 2,080,162 heads.

Chicken population holds 83 percent share in the total inventory

In terms of population by sector, poultry sector had higher number than the livestock sector with a total inventory of 1,818,825 heads. The primary contributor for this large population was Native/improved Chicken and Layers with a total of 730,235 and 718,554 heads, respectively. However, livestock posted a total of 294,326 heads as of January 1, 2023. The large number of livestock was primarily attributed to swine and goat population with a total inventory of 93,625 and 89,671 heads, respectively.

Table 1. Livestock and Poultry Inventory in Ilocos Norte, as of January 1, 2022 and 2023

Sub-Sector	Inventory		Percent Change 2022/2021
	As of 1 Jan 2022	As of 1 Jan 2023	
OVERALL	2,080,162	2,113,151	1.59
Livestock	315,119	294,326	(6.60)
Carabao	35,957	34,617	(3.73)
Cattle	71,947	76,413	6.21
Swine	113,189	93,625	(17.28)
Goat	94,026	89,671	(4.63)
Poultry	1,765,043	1,818,825	3.05
Chicken	1,638,295	1,758,402	4.46
<i>Broiler</i>	<i>364,909</i>	<i>309,613</i>	<i>(15.15)</i>
<i>Layers</i>	<i>578,758</i>	<i>718,554</i>	<i>24.15</i>
<i>Native</i>	<i>739,628</i>	<i>730,235</i>	<i>(1.27)</i>
Duck	81,748	60,423	(26.09)

Source: Philippine Statistics Authority, Backyard/Commercial Livestock and Poultry Survey

¹ Results from Backyard/Commercial Livestock and Poultry Survey, 4th Quarter of 2022.

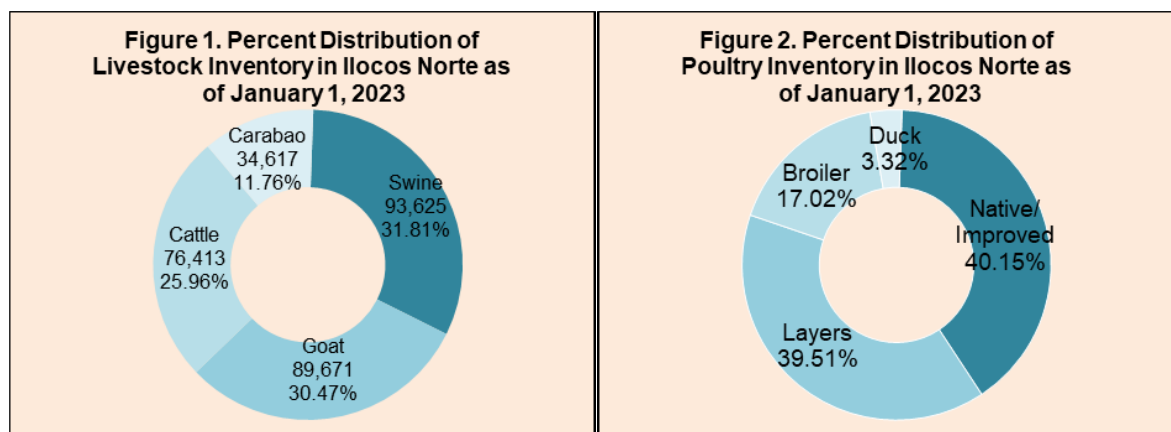
On one hand, livestock sector declined by 6.60 percent compared to the inventory in the fourth quarter of 2021. The decrease was driven by all types except for cattle that grew by 6.21 percent.

On the other hand, the progress in layer of 24.15 percent contributed to the increase in the Poultry sector by 3.05 percent. However, Native/improved, broiler and duck dropped by 1.27 percent, 15.15 percent and 26.09 percent, respectively (Table 1).

Swine and native/improved chicken top list of livestock and poultry inventory

In terms of contribution by sector, Swine topped all the other types of livestock with a share of 31.81 percent. Goat, Cattle and Carabao contributed 30.47 percent, 25.96 percent and 11.76 percent, respectively (Figure 1).

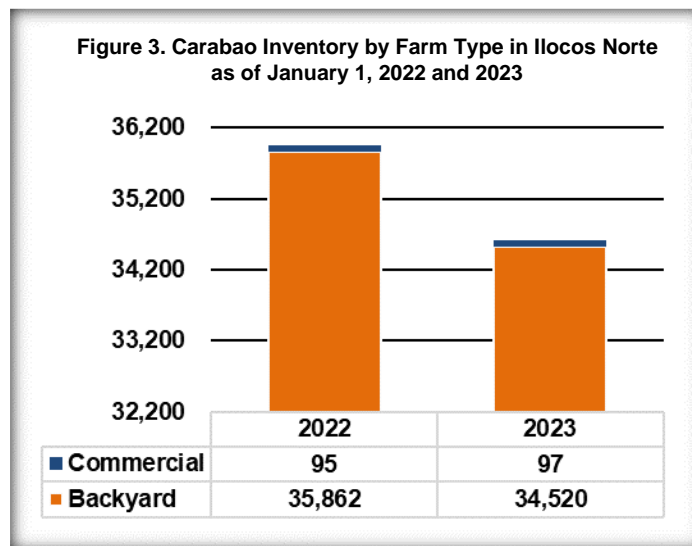
Moreover, Native/improved chicken has the major share in the inventory of poultry sector, contributing 40.15 percent of the total population. Layer, Broiler and Duck shared 39.51 percent, 17.02 percent and 3.32 percent, respectively as shown in Figure 2.



Carabao inventory decreased by 3.73 percent

Carabao inventory as of January 1, 2023 was 34,617 heads or 3.73 percent lower than in January 1, 2022 stocks of 35,957 heads. Of the total carabao inventory, 34,520 heads or 99.72 percent were raised in backyard farms while the remaining 0.28 percent or 97 heads were raised in commercial farms.

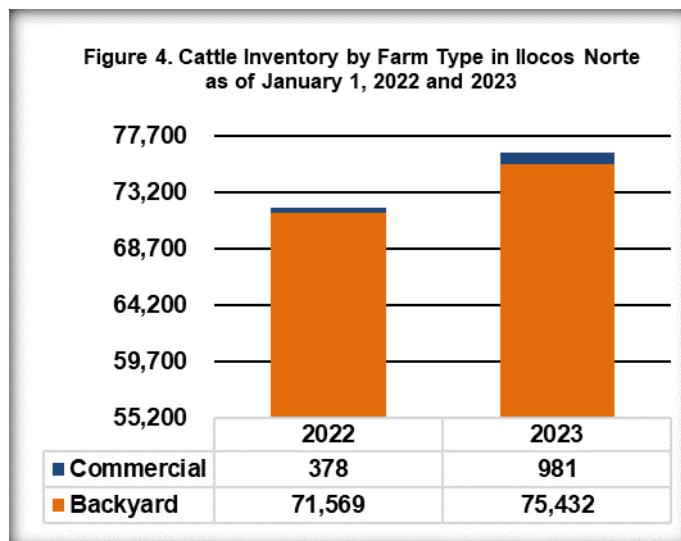
Further, by farm type, the inventory of backyard carabao as of January 1, 2023 was 34,520 or 3.74 percent lower than in January 1, 2022 stocks of 35,862 heads. However, commercial carabao inventory rose by 2.11 percent from 95 heads in the fourth quarter of 2021 to 97 heads in the same quarter of 2022 (Figure 3).



Source: Philippine Statistics Authority, Backyard/Commercial Livestock and Poultry Survey

Cattle inventory posted 6.21 percent higher than same quarter in the previous year

As of January 1, 2023, total cattle inventory inched up by 6.21 percent, from 71,947 heads to 76,413 head as against the level of same quarter last year. The increased was reflected in both farm types. Commercial farms increased of as high as 159.52 percent from 378 heads to 981 heads. Moreover, backyard cattle inventory grew by 5.40 percent from 71,569 heads to 75,432 heads (Figure 4).

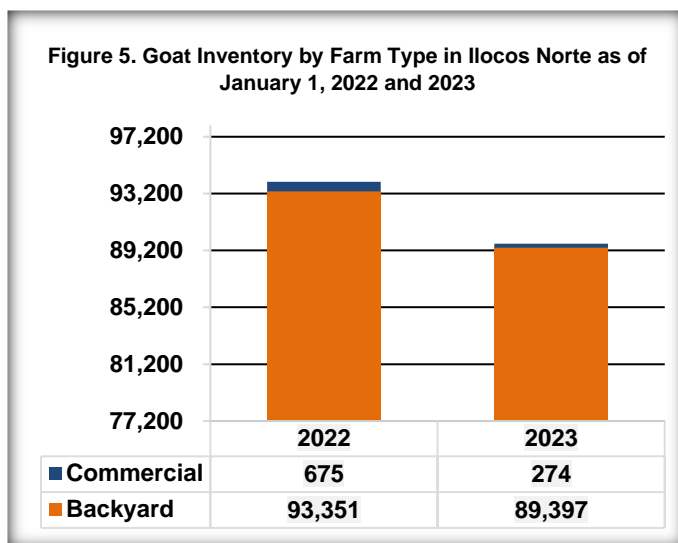


Source: Philippine Statistics Authority, Backyard/Commercial Livestock and Poultry Survey

Inventory for goat reduced by 4.63 percent

Total goat inventory as of January 1, 2023 reduce to 89,671 heads or a decrease of 4.63 percent from 94,026 heads in the same period last year. Population of goat in commercial farms down by 59.41 percent and stocks in backyard farms declined

also by 4.24 percent. Backyard farms accounted for 99.69 percent of the total goat inventory, while commercial farms comprised the remaining 0.31 percent (Figure 5).



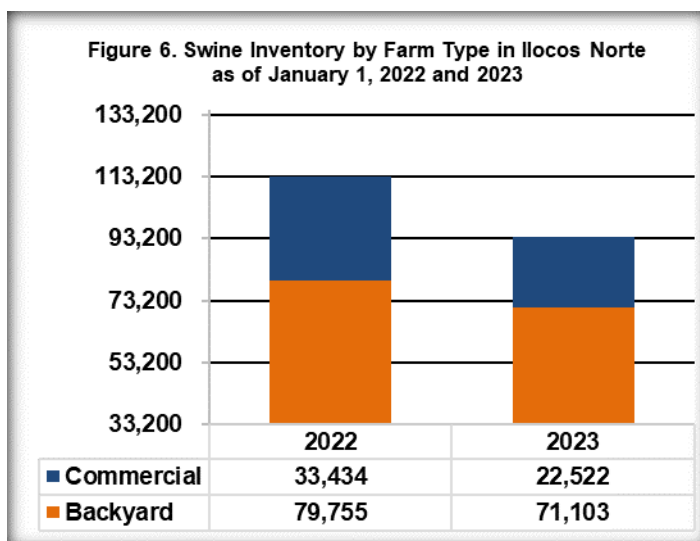
Source: Philippine Statistics Authority, Backyard/Commercial Livestock and Poultry Survey

Total swine population shrunk by 17.28 percent

Total swine population as of January 1, 2023 was 93,625 heads or 17.28 percent lower than in the same period last year stocks of 113,189 heads.

Of the total swine inventory 71,103 heads or 75.94 percent were raised in backyard farms while the remaining 24.06 percent or 22,522 heads were raised in commercial farms.

Moreover, by farm type, the inventory of backyard swine as of January 1, 2023 was 71,103 heads or 10.85 percent lower than in January 1, 2022 stocks of 79,755 heads. Also, a declined by 32.64 percent was observed in commercial swine inventory in the fourth quarter of 2022 from 33,434 heads to 22,522 heads (Figure 6).

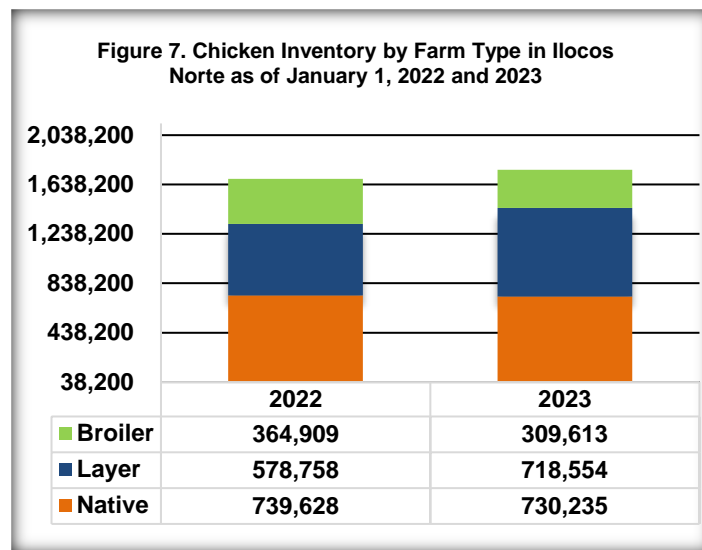


Source: Philippine Statistics Authority, Backyard/Commercial Livestock and Poultry Survey

Chicken inventory grew by 4.46 percent

Total chicken inventory displayed a positive growth of 4.46 percent from 1,683,295 heads to 1,758,402 heads.

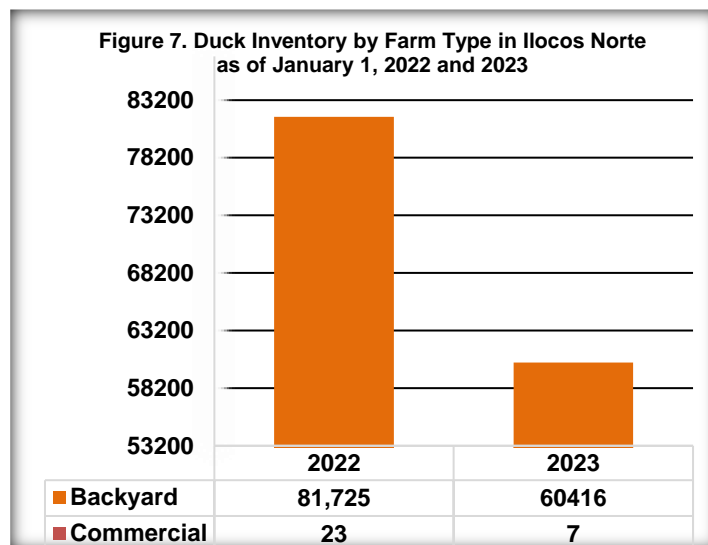
The increased was contributed by Layer of 24.15 percent from 578,758 heads to 718,554 heads. In contrast, stocks of Native chicken trim down by 1.27 percent from 739,628 heads from the fourth quarter of 2021 to 730,235 heads in the same quarter of 2022. Likewise, Broiler populace showed a negative growth of 15.15 percent (Figure 7).



Source: Philippine Statistics Authority, Backyard/Commercial Livestock and Poultry Survey

Duck inventory dropped by 26.09 percent

Duck inventory as of January 1, 2023 was 60,423 heads which were 26.09 percent lower than the stocks of the same period last year of 81,748 heads (Figure 8).



Source: Philippine Statistics Authority, Backyard/Commercial Livestock and Poultry Survey



MARILYN P. VERGARA
Chief Statistical Specialist
Ilocos Norte Provincial Statistical Office

VPV/RPS/EOJ

TECHNICAL NOTES

The Livestock and Poultry Performance Report present the performance situation in terms of inventory of carabao, cattle, goat, swine and by type of chicken; and volume of production including chicken eggs. Moreover, data for this special release were collected by the Philippine Statistics Authority (PSA) through the two (2) major surveys, namely: a) The Backyard Livestock and Poultry Survey (BLPS) which is conducted quarterly which covers 280 sample households, and b) The Commercial Livestock and Poultry Survey (CLPS), also conducted quarterly which covers 2 carabao farm, 10 cattle farms, 9 goat farms, 21 swine farms, 10 layer farms and 28 broiler commercial farms and contract growers as of January 1, 2023.

Another survey that supplements the data requirements of the Livestock and Poultry sector is the Compilation of Data on Slaughterhouses and Poultry Dressing Plants (CDSPDP). This is done monthly and utilizes administrative data from Locally Registered Meat Establishments (LRMEs) in the province which is in coordination with the Provincial Veterinary Office (PVO) and Meat Inspectors (MIs).

- **Volume of Production (operational definition)** - the number of tended/raised animals disposed for slaughter including animals shipped-out for slaughter (in “head/bird” and in “liveweight equivalent”).
- **Livestock** – farm animals kept or raised for consumption, work or leisure. In general, poultry is separated as a distinct group of farm animals. For purposes of census and surveys, livestock covers only those that are tended and raised by an operator.
- **Poultry** - a collective term for all domesticated avian for the purpose of food consumption or, the carcass of such avian are dressed/processed for human consumption.
- **Animal Inventory (also, Animal Population)** – the actual number of animals (in head/bird) present in the farm as of the specific reference date regardless of ownership.