

SPECIAL RELEASE

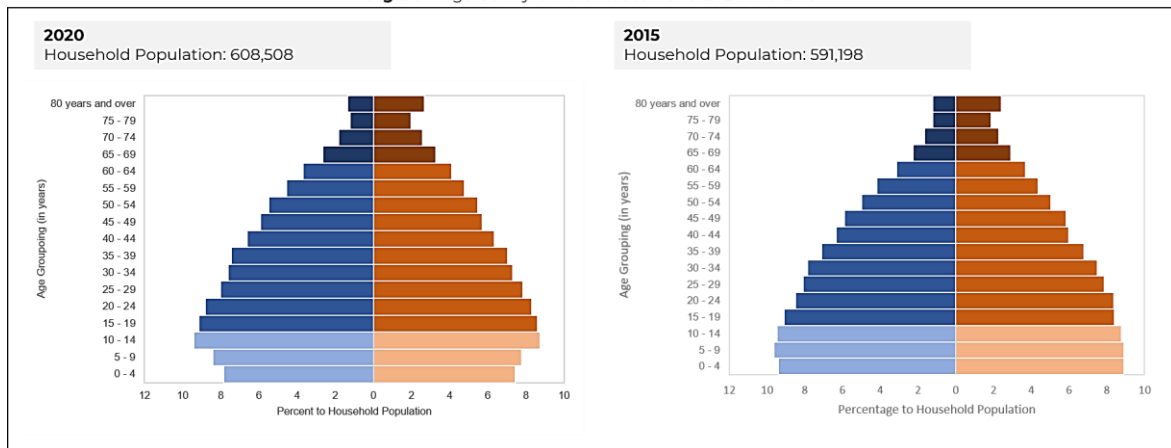
AGE AND SEX DISTRIBUTION IN ILOCOS NORTE (2020 CENSUS OF POPULATION AND HOUSING)

Date of Release: 7 February 2023
 Reference No. 2023- 01

Based on the 2020 Census of Population and Housing (2020 CPH), Ilocos Norte had a total household population of 608,508 persons.

Of the 608,508 household population in 2020, 305,992 (50.3%) were males while 302,516 (49.7%) were females. By age group, 151,004 (24.8%) were under 15 years of age (young dependents). On the other hand, persons aged 15 to 64 years (working-age or economically-active population) totaled to 404,038 (66.4%) while those in age groups 65 years and over (old dependents) comprised the remaining 53,466 (8.8%). In 2015, persons aged 0 to 14 years, 15 to 64 years, and 65 years and over accounted for 27.6, 64.5, and 7.9 percent, respectively, of the household population.

Figure 1. Age-Sex Pyramid of Ilocos Norte: 2020 and 2015



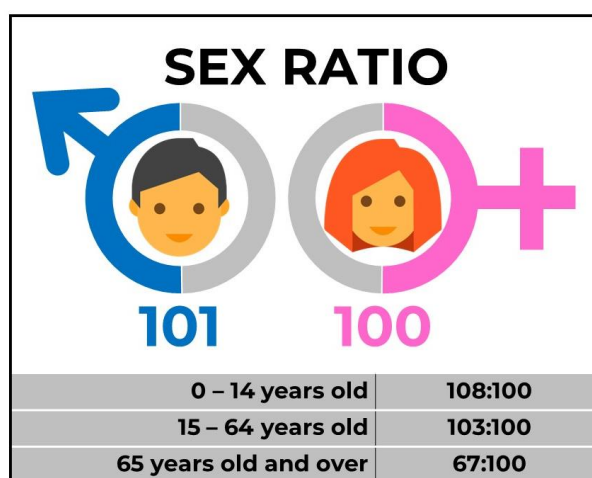
Moreover, there were more males (84.7%) than females (80.6%) among the 0 to 54 age group. Meanwhile, among the older age group (55 years and over), females (19.4%) outnumbered the males (15.3%). The same trend was also observed in 2015.

Sex ratio stands at 101 males per 100 females

The sex ratio in Ilocos Norte was computed at 101 in 2020. This means that there were 101 males for every 100 females. The sex ratio in 2015 was at equally 100 males per 100 females. (Figure 2)

In 2020, children aged below 15 years had a sex ratio of 108 males per 100 females, while those aged 15 to 64 years had a sex ratio of 103 males per 100 females. Moreover, among those aged 65 years and over, the sex ratio was 67 males per 100 females. This depicts a longer life expectancy among females than males or a higher mortality rate among males than females in the older age groups. (Figure 2)

Figure 2. Sex Ratio by Selected Age Group: Ilocos Norte, 2020



Source: Philippine Statistics Authority, 2020 Census of Population and Housing

Dependency ratio declines to 50 dependents per 100 persons in the working-age group

The overall dependency ratio of the Province was computed at 50, which indicates that for every 100 working-age or economically-active population, there were about 50 dependents (37 young dependents and 13 old dependents). This is lower than the dependency ratio in 2015, which was recorded at 54 dependents per 100 working-age population (42 young dependents and 12 old dependents). (Table 1)

Table 1. Age Dependency Ratio of the Household Population by Sex: Ilocos Norte, 2020 and 2015

Age Dependency	2020			2015		
	Both Sexes	Male	Female	Both Sexes	Male	Female
Overall	50	24	26	54	27	27
Young	37	19	18	42	22	20
Old	13	5	8	12	5	7

Source: Philippine Statistics Authority, 2020 Census of Population and Housing and 2015 Census of Population

There are more males than females in children under five years old

Children below five years old comprised 7.7 percent (46,554) of the household population which is slightly lower than the 9.1 percent (54,087) posted in 2015. The sex ratio remained at 106 males per 100 females in 2015 and 2020 for the same age group. (Table 2)

Table 2. Number and Percentage to All Ages of Household Population and Sex Ratio, by Selected Age Group: Ilocos Norte, 2020 and 2015

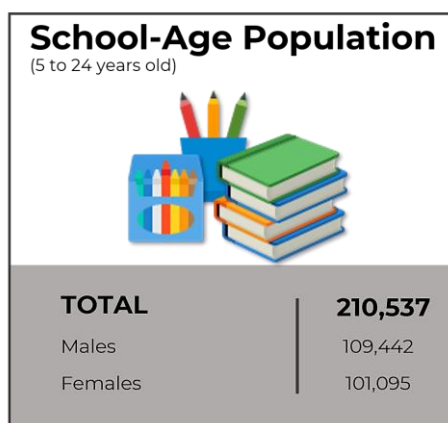
Age Group and Year	Number			Percent to All Ages (%)			Sex Ratio
	Both Sexes	Male	Female	Both Sexes	Male	Female	
2020							
All ages	608,508	305,992	302,516	-	-	-	-
0 – 4 years	46,554	24,053	22,501	7.7	7.9	7.4	106
0 – 14 years	151,004	78,547	72,457	24.8	25.7	24.0	108
5 – 24 years	210,537	109,442	101,095	34.6	35.8	33.4	108
15 – 29 years	154,324	79,474	74,850	25.4	26.0	24.7	106
15 – 49 years	318,654	163,879	154,775	52.4	53.6	51.2	105
15 – 64 years	404,038	205,824	198,214	66.4	67.3	65.5	103
60 years and over	77,143	32,870	44,273	12.7	10.7	14.6	74
65 years and over	53,466	21,621	31,845	8.8	7.1	10.5	67
2015							
All ages	591,198	296,536	294,662	-	-	-	-
0 – 4 years	54,087	27,877	26,210	9.1	9.4	8.9	106
0 – 14 years	162,880	84,511	78,369	27.6	28.5	26.6	107
5 – 24 years	210,482	108,803	101,679	35.6	36.7	34.5	107
15 – 29 years	148,805	76,100	72,705	25.2	25.7	24.7	104
15 – 49 years	306,436	156,784	149,652	51.8	52.9	50.8	104
15 – 64 years	381,570	193,249	188,321	64.5	65.2	63.9	102
60 years and over	66,947	28,073	38,874	11.3	9.5	13.2	72
65 years and over	46,748	18,776	27,972	7.9	6.3	9.5	67

Sources: Philippine Statistics Authority, 2020 Census of Population and Housing and 2015 Census of Population

About three in every ten household population are of school age

In 2020, the school-age population (5 to 24 years old) accounted for 210,537 (34.6%) of the 608,508 household population compared to the 210,482 (35.6%) school-age population that was reported in 2015. (Table 2 and Figure 3)

Figure 3. School-Age Population by Sex: Ilocos Norte, 2020

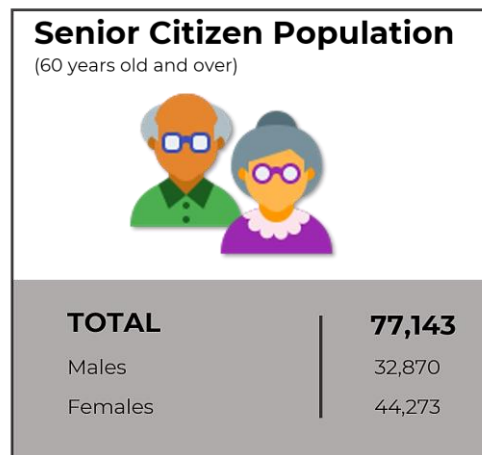


Source: Philippine Statistics Authority, 2020 Census of Population and Housing

Senior citizens constitute 12.7 percent of the household population

In the Philippines, people aged 60 years old and over are regarded as senior citizens. They made up 12.7 percent (77,143) of the provincial household population in 2020, higher than the 11.3 percent (66,947) recorded in 2015. There were more females (57.4%) than males (42.6%) among the senior citizens, in 2020. The same trend was observed in 2015. (Table 2 and Figure 4)

Figure 4. Senior Citizen by Sex: Ilocos Norte, 2020

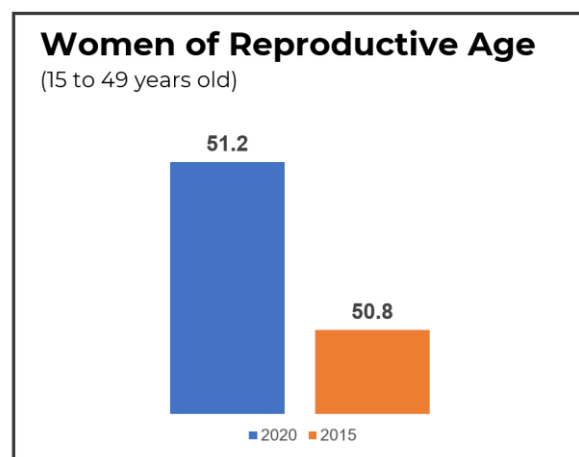


Source: Philippine Statistics Authority, 2020 Census of Population and Housing

More than half of the female population are of reproductive age

Women of reproductive age (15 to 49 years old) totaled to 154,775 or 51.2 percent of the 302,516 female household population in 2020. These figures were higher compared with the 50.8 percent (149,652) posted in 2015. (Table 2 and Figure 5)

Figure 5. Women of Reproductive Age: Ilocos Norte, 2020 and 2015



Source: Philippine Statistics Authority, 2020 Census of Population and Housing and 2015 Census of Population

Aging index increases by 4.2 points from 23.4 in 2015 to 27.6 in 2020

In the Philippines, the aging index or the proportion of persons aged 60 years and over per 100 persons under the age of 15 years was computed at 51 percent in 2020. This means that there is one person aged 60 years and over for every two children under 15 years old. In 2015, the aging index was 9.9 points lower at 41.1. (Table 2)



MARILYN P. VERGARA

Chief Statistical Specialist

Ilocos Norte Provincial Statistical Office

/RPS