

SPECIAL RELEASE

COMMERCIAL FISHERIES SITUATIONER IN LA UNION 2ND QUARTER 2021

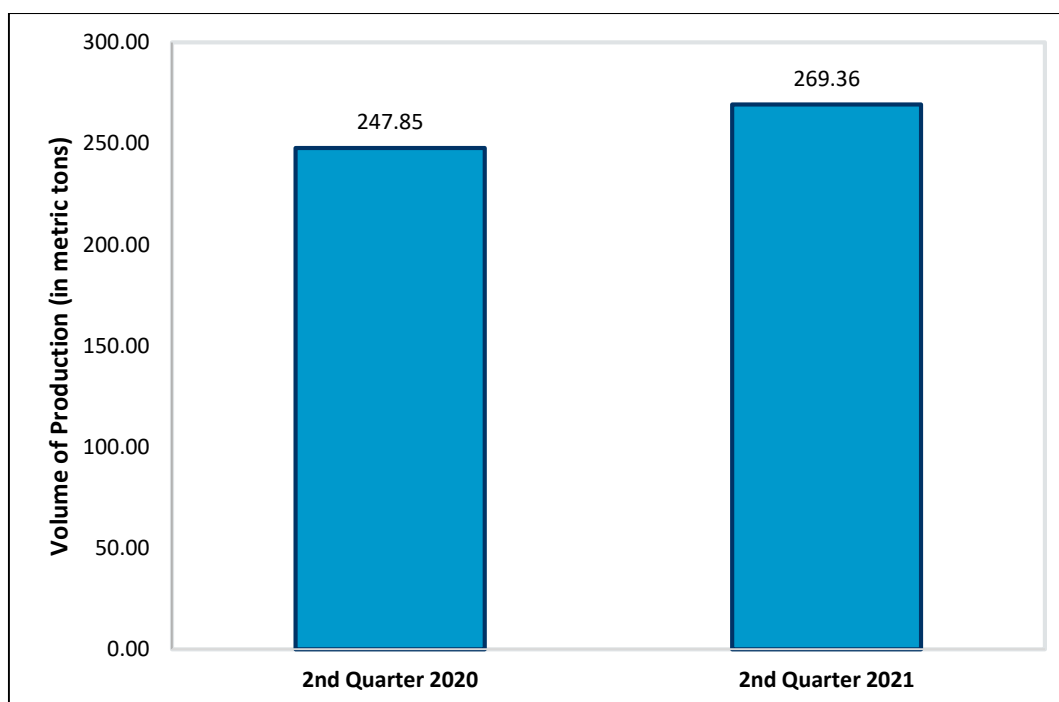
Date of Release: 26 August 2021

Reference No. 2021-43

La Union's commercial fisheries production improves in 2nd Quarter 2021

The volume of production from commercial fisheries was posted at 269.36 metric tons in 2nd quarter 2021. This is higher by 8.68 percent compared with its level in the same period a year ago of 247.85 metric tons. (Figure 1)

**Figure 1. Volume of Commercial Fisheries Production
La Union: 2nd Quarter 2020 and 2nd Quarter 2021**



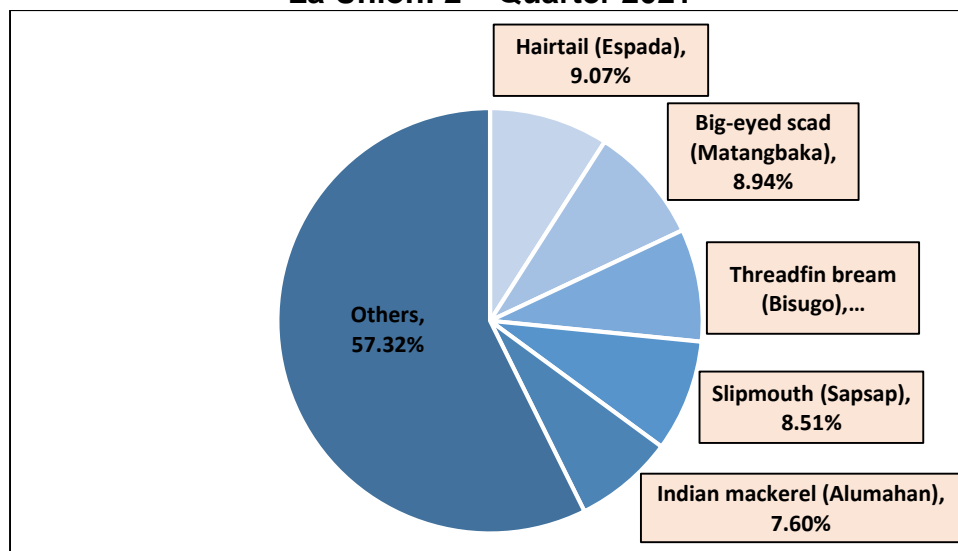
Source: Philippine Statistics Authority



The top five major catch in La Union in 2nd quarter 2021 were Hairtail (Espada) with 24.42 metric tons, Big-eyed scad (Matangbaka) with 24.07 metric tons, Threadfin bream (Bisugo) with 23.09 metric tons, Slipmouth (Sapsap) with 22.91 metric tons, and Indian mackerel (Alumahan) with 20.47 metric tons.

Hairtail output contributed 9.07 percent to the total commercial fisheries production in 2nd quarter of 2021. On the hand, the shares of big-eyed scad, thread bream, slipmouth, and indian mackerel production to the total commercial fisheries output in the said quarter were 8.94 percent, 8.57 percent, 8.51 percent, and 7.60 percent, respectively. (Figure 2)

Figure 2. Percentage Contribution of Top Species to the Total Commercial Fisheries Volume of Production La Union: 2nd Quarter 2021



Source: Philippine Statistics Authority

The total value of commercial fisheries production in La Union in 2nd quarter 2021 was PhP33,307.11 which was 8.66 percent higher than its value in the same quarter of the previous year of PhP30, 652.01.

The top three species in terms of value of commercial fisheries production in 2nd quarter 2021 include threadfin bream with PhP4,440.67 (13.33 percent share), slipmouth with PhP4,383.14 (13.16 percent share), and big-eyed scad with PhP2, 581.27 (7.75 percent share). Threadfin and slipmouth's value of production grew by 44.18 percent and 24.67 percent respectively while the value of production of big-eyed scad declined by 8.20 percent. (Table 1)

**Table 1. Value of Commercial Fisheries Production by Species
La Union: Second Quarter 2020-2021**

Species	Value of Production		Percent Change	Percent Share to Total Value of Production (2nd Quarter 2021)
	2nd Quarter 2020	2nd Quarter 2021		
Commercial Fisheries (Total)	30,652.01	33,307.11	8.66	100.00
Threadfin bream (Bisugo)	3,079.86	4,440.67	44.18	13.33
Slipmouth (Sapsap)	3,515.79	4,383.14	24.67	13.16
Big-eyed scad (Matangbaka)	2,811.94	2,581.27	-8.20	7.75
Squid (Pusit)	2,016.34	2,220.00	10.10	6.67
Indian mackerel (Alumahan)	2,322.26	2,127.24	-8.40	6.39
Hairtail (Espada)	1,832.22	2,115.50	15.46	6.35
Indo-pacific mackerel (Hasa-hasa)	1,527.06	1,793.47	17.45	5.38
Goatfish (Saramulyete)	1,305.20	1,705.96	30.70	5.12
Snapper (Maya-maya)	2,006.09	1,655.09	-17.50	4.97
Cavalla (Talakitok)	1,752.27	1,357.01	-22.56	4.07
Grouper (Lapu-lapu)	1,225.66	831.92	-32.12	2.50
Eastern little tuna (Bonito)	718.56	646.82	-9.98	1.94
Anchovies (Dilis)	240.87	247.90	2.92	0.74
Blue crab (Alimasag)	207.38	245.31	18.29	0.74
Spanish mackerel (Tanigue)	162.54	161.44	-0.68	0.48
Bali sardinella (Tamban)	47.87	41.50	13.31	0.12
Fimbriated sardines (Tunsoy)	33.58	36.57	8.90	0.11
Others	5,846.52	6,716.30	14.88	20.16

Source: Philippine Statistics Authority

Data for commercial fisheries were obtained from LGU-managed fish landing centers, privately-managed fish landing centers and traditional fish landing centers.




TECHNICAL NOTES

Landing Center is a place where the fish catch and other aquatic products are unloaded and traded. Traditional landing center is a type of landing center where fishermen could unload their catch and/or dock their fishing boats without any obligation or payment for the use of the place.

Quarterly Commercial Fisheries Survey (Traditional Landing Center) is a quarterly survey on the volume of fish unloading in traditional landing centers and the price of fish by species. It gathers data on a quarterly basis but the information that is collected is about monthly fish unloading.

Quarterly Commercial Fisheries Survey (Philippine Fisheries Development Authority (PFDA), Local Government Units (LGUs), Privately-Managed Landing Centers) is the gathering of data from the records of the PFDA, LGU and privately-managed landing centers. It is done on a quarterly basis but the information being collected is on each of the three months included in the reference quarter.


DANITES E. TENIDO, Ph.D.
Chief Statistical Specialist