



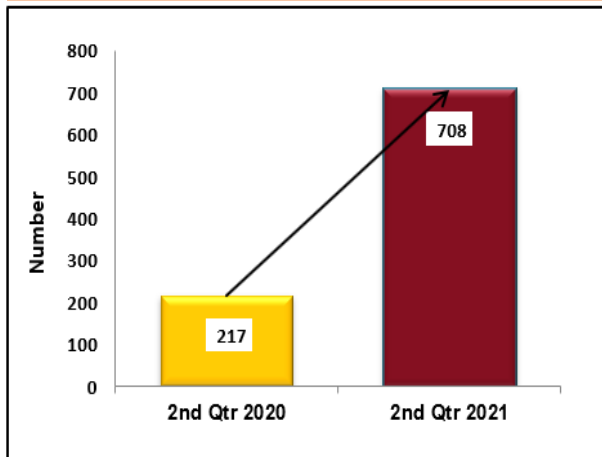
SPECIAL RELEASE

Construction Statistics from Approved Building Permits La Union: 2nd Quarter 2021 (Preliminary Result)

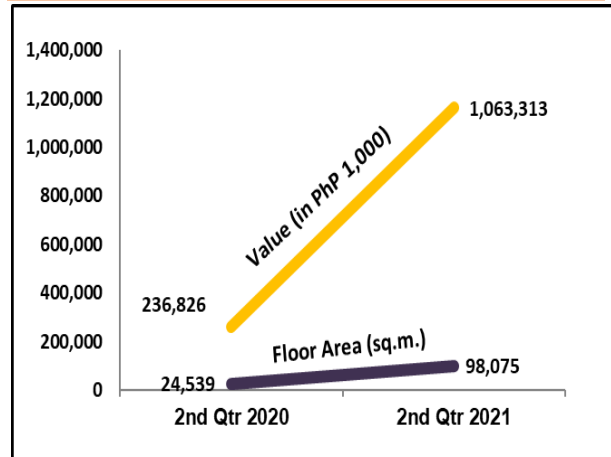
Date of Release: 31 December 2021

Reference No. 2021- 87

**FIGURE 1. Number of Construction Projects in La Union
2nd Quarter, 2020 and 2021**



**FIGURE 2. Floor Area and Value of Construction Projects in La Union
2nd Quarter, 2020 and 2021**



Source: Approved Building Permits (2nd quarter, 2020 and 2021)

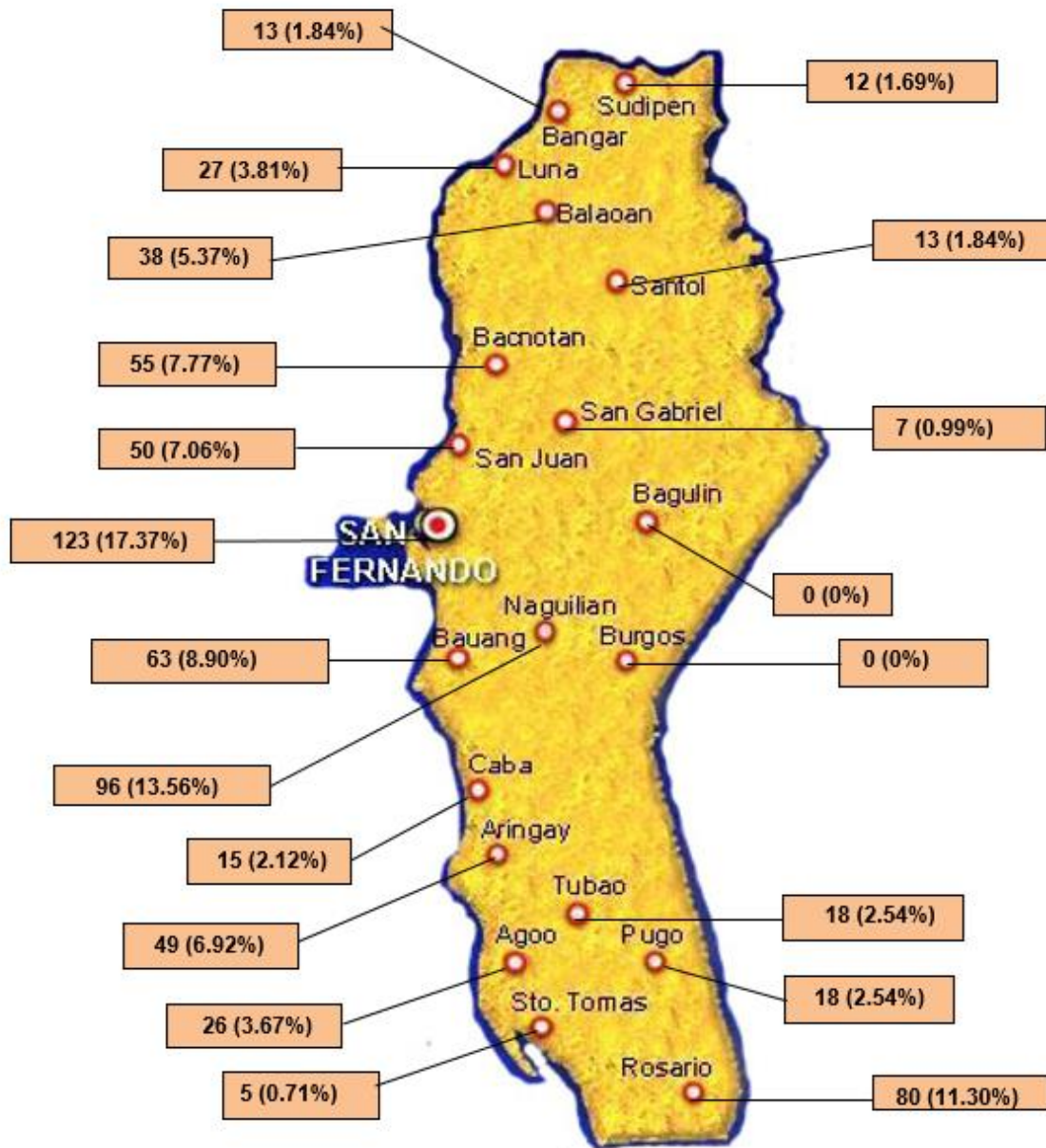
Note: Data presented are preliminary

The total number of new construction projects from approved building permits in 2nd quarter 2021 was recorded at 708, reflecting an abrupt increase of 226.27 percent from 217 constructions in the same quarter last year.

The total floor area occupied for the new construction projects increased by 299.67 percent from 24,539 square meters in 2nd quarter 2020 to 98,075 square meters in 2nd quarter 2021. Moreover, the value of new construction projects was recorded at PhP1,063.31 million in 2nd quarter 2021, posting an increase of 348.98 percent from Php236.83 million in the same quarter a year ago.



FIGURE 3. Percent Distribution of New Construction Projects by City/Municipality, La Union: 2nd Quarter 2021



Source: Approved Building Permits (2nd quarter 2021)
 Note: Data presented are preliminary

The figure above shows the distribution of approved building permits by city/municipality in La Union in 2nd quarter 2021.

Among the city/municipalities, the City of San Fernando registered the highest number of construction projects with a share of 17.37 percent (123 constructions) to the total approved building permits in La Union in 2nd quarter 2021. Compared with the number of constructions in the same quarter a year ago (46 building constructions), it registered an increase of 167.39 percent.

Other municipalities with high number of construction projects in 2nd quarter 2021 included Naguilian with 96 constructions (13.56 percent share), Rosario with 80 constructions (11.30 percent share) and municipality of Bauang with 63 constructions (8.90 percent share).

TABLE 1. Number, Floor Area and Value of New Construction by City/Municipality, La Union: 2nd Quarter, 2020 and 2021

Province/ Municipality	2nd Quarter 2021			2nd Quarter 2020		
	Number	Floor Area	Value (PhP 1,000)	Number	Floor Area	Value (PhP 1,000)
La Union	708	98,075	1,063,313	217	24,539	236,826
Agoo	26	3,299	32,560	11	1,648	20,432
Aringay	49	3,197	38,552	13	1,516	18,452
Bacnotan	55	5,383	54,426	22	2,341	17,226
Bagulin	0	0	0	0	0	0
Balaoan	38	3,860	38,747	13	1,113	9,237
Bangar	13	1,375	17,948	3	449	5,544
Bauang	63	9,992	99,286	1	196	1,288
Burgos	0	0	0	2	100	304
Caba	15	1,569	19,918	2	383	2,643
Luna	27	3,141	34,000	19	1,232	12,161
Naguilian	96	9,934	87,586	28	2,723	30,605
Pugo	18	2,351	19,584	2	410	1,098
Rosario	80	9,244	107,279	15	2,757	36,080
City of San Fernando	123	31,597	353,839	46	6,149	50,659
San Gabriel	7	854	6,392	5	248	2,422
San Juan	50	6,458	80,521	15	1,488	12,846
Sto. Tomas	5	1,081	8,492	0	0	0
Santol	13	841	14,880	7	510	3,961
Sudipen	12	1,054	13,304	3	346	3,469
Tubao	18	2,845	36,000	10	930	8,397

Source: Approved Building Permits (2nd quarter, 2020 and 2021)

Note: Data presented are preliminary

In La Union, the City of San Fernando occupied the top rank in terms of the value of constructions in 2nd quarter 2021 with a share of 33.28 percent (PhP353.84 million) to the provincial total. The municipality of Rosario ranked second with a share of 10.09 percent (PhP107.28 million) and Bauang ranked third with a share of 9.34 percent (PhP99.29 million).

Similarly, the City of San Fernando also had the highest value of construction projects among the city/municipalities in 2nd quarter 2020 contributing 21.39 percent (PhP50.66 million) to the provincial total. Also Rosario ranked second with a share of 15.23 percent (PhP36.08 million) while Naguilian placed third with a share of 12.92 percent (PhP30.61 million).

Scope and Coverage

Private construction statistics from approved building permits pertain to data on new constructions and additions, alterations and repairs of existing residential and non-residential buildings and other structures undertaken in all city/municipalities of the country.

For this publication, the scope and coverage are all city/municipalities in La Union.

Source of Information

Data were taken from the original application forms of approved building permits collected every month by the Philippine Statistics Authority (PSA) field personnel from the offices of Local Building Officials (LBOs) provincewide.

Limitation

1. Data on private building constructions refer to those proposed to be constructed during the reference period and not to construction work completed during the reference period.

2. The completeness of the number of building permits collected relies on the collection of applications filed with the LBOs. Hence, private building constructions without approved building permits are excluded in the tabulation of data.


Definition of Terms

Building Permit is a written authorization granted by the LBO to an applicant allowing him to proceed with the construction of a specific project after plans, specifications and other pertinent documents have been found to be in conformity with the National Building Code (RA 6541).

Building is any independent, free-standing structure comprised of one or more rooms or other spaces, covered by a roof and enclosed with external walls or dividing walls which extend from the foundation to the roof.

Floor Area of Building refers to the sum of the area of each floor of the building measured to the outer surface of the outer walls including the area of lobbies, cellars, elevator shafts and all communal spaces in multi-dwellings. Areas of balconies are excluded.

Total Value of Construction refers to the sum of the cost of building, electrical, mechanical, plumbing, and others. The value is derived from the approved building permit and represents the estimated value of the building or structure when completed.



DANITES E. TENIDO, Ph.D.
Chief Statistical Specialist



KJGH