

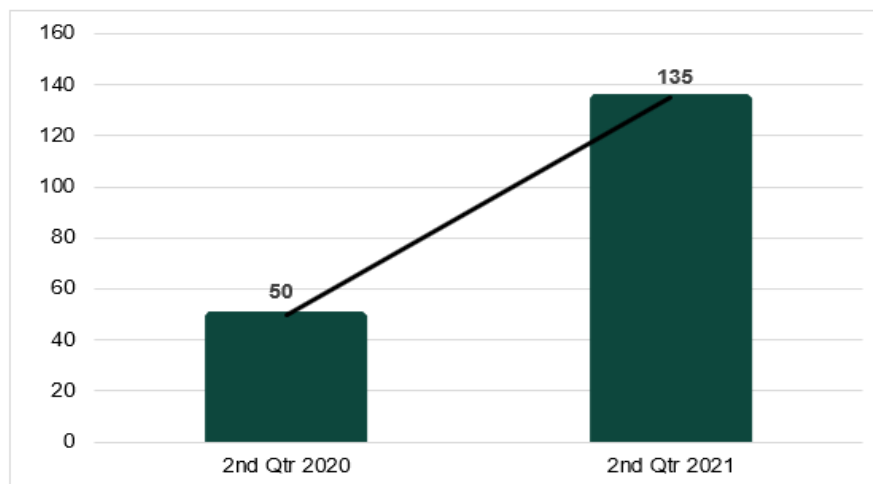
SPECIAL RELEASE

Non Residential Construction Statistics from Approved Building Permits La Union: 2nd Quarter 2021 (Preliminary Result)

Date of Release: 31 December 2021

Reference No. 2021- 89

**Figure 1. Number of Non-Residential Buildings
La Union: 2nd Quarter, 2020 and 2021**



Source: Approved Building Permits (2nd Quarter, 2020 and 2021)

Note: Data presented are preliminary

The total number of new non residential building constructions from approved building permits in 2nd quarter 2021 was recorded at 135, reflecting an increase of 170 percent from 50 constructions in same quarter last year.

**Table 1. Number, Floor Area and Value
of Non Residential Buildings
La Union: 2nd Quarter, 2020 and 2021**

Quarter/Year	Number	Floor Area (sq.m.)	Value (Php 1,000)
2nd Quarter 2020	50	5,158	41,442
2nd Quarter 2021	135	29,896	300,517

Source: Approved Building Permits (2nd Quarter, 2020 and 2021)

Note: Data presented are preliminary

The total floor area occupied for the new construction projects also increased by 479.60 percent from 5,158 square meters in 2nd quarter 2020 to 29,896 square meters

in the 2nd quarter 2021. Moreover, the value of new construction projects was recorded at PhP300.52 million in the 2nd quarter 2021, posting an increase of 625.15 percent from PhP41.44 million in the same quarter a year ago.

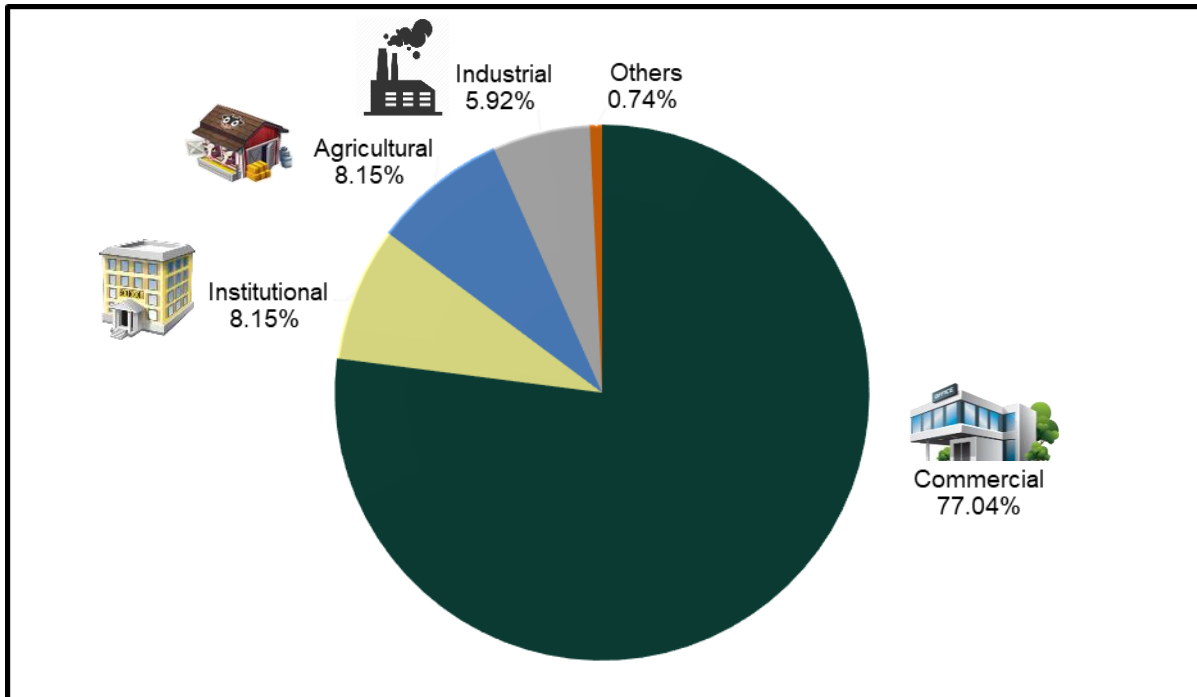


FIGURE 2. Percent Distribution of Non Residential Constructions by Type, La Union: 2nd Quarter 2021

Source: Approved Building Permits (2nd Quarter, 2020 and 2021)
 Note: Data presented are preliminary

Commercial-type building constructions posted the biggest proportion of non residential constructions with (104 construction projects) 77.04 percent of the total non residential constructions. The total value of constructions for this type was estimated at PhP140.10 million covering a floor area of 14,971 square meters or an average cost of PhP9,357.76 per square meter.

Institutional and Agricultural buildings distantly followed both with 8.15 percent share to the total non residential constructions (11 constructions each). Total value for this construction was estimated at PhP119.47 million and PhP8.02 million with a total floor area of 8,582 and 2,035 square meters or an average cost of PhP13,920.41 and PhP3,940.05 per square meter respectively.

Industrial buildings ranked third with 5.92 percent share to the total non residential constructions (8 constructions). Total value for industrial buildings was estimated at PhP32.71 million with a total floor area of 4,308 square meters or an average cost of PhP7,592.85 per square meter.

TABLE 2. Number, Floor Area and Value of Non Residential Buildings by City/Municipality, La Union: 2nd Quarter 2021

Province/Municipality	Number	Floor Area	Value
		(sq.m.)	(PHP1,000)
La Union	135	29,896	300,517
Agoo	2	112	765
Aringay	7	665	11,055
Bacnotan	9	692	5,087
Balaoan	3	277	3,206
Bangar	1	31	458
Bauang	13	1,794	12,181
Caba	2	249	1,725
Luna	3	102	921
Naguilian	22	3,262	23,391
Pugo	2	147	917
Rosario	19	2,876	25,948
San Fernando City	31	17,133	180,337
San Gabriel	1	65	476
San Juan	6	1,294	14,380
Santol	7	346	8,235
Sudipen	1	96	905
Tubao	6	755	10,530

Source: Approved Building Permits (2nd Quarter 2021)

Note: Data presented are preliminary

In La Union, the City of San Fernando occupied the top rank in terms of the number of non residential constructions in 2nd quarter 2021 with a share of 22.96 percent (31 constructions) to the provincial total. The municipality of Naguilian ranked second with a share of 16.30 percent (22 constructions) while Rosario ranked third with a share of 14.07 percent (19 constructions).

Scope and Coverage

Private construction statistics from approved building permits pertain to data on new constructions and additions, alterations and repairs of existing residential and non-residential buildings and other structures undertaken in all city/municipalities of the country.

For this publication, the scope and coverage are all city/municipalities in La Union.

Source of Information

Data were taken from the original application forms of approved building permits collected every month by PSA field personnel from the offices of Local Building Officials (LBOs) provincewide.

Limitation

1. Data on private building constructions refer to those proposed to be constructed during the reference period and not to construction work completed during the reference period.

2. The completeness of the number of building permits collected relies on the collection of applications filed with the LBOs. Hence, private building constructions without approved building permits are excluded in the tabulation of data.

Definition of Terms

Building Permit is a written authorization granted by the LBO to an applicant allowing him to proceed with the construction of a specific project after plans, specifications and other pertinent documents have been found to be in conformity with the National Building Code (RA 6541).

Building is any independent, free-standing structure comprised of one or more rooms or other spaces, covered by a roof and enclosed with external walls or dividing walls which extend from the foundation to the roof.

Non-Residential Building includes commercial, industrial, agricultural and institutional buildings.

Commercial Building includes office buildings and all buildings which are intended for use primarily in wholesale, retail and service trades; i.e. stores, hotels, restaurants, banks, disco houses, etc.

Industrial Buildings are buildings which are used to house the production, assembly and warehousing activities of industrial establishments; i.e. factories, plants, mills, repair shops, machine shops, printing press, storage plant, electric generating plants.

Institutional Buildings are buildings which are primarily engaged in providing educational instructions and hospital/health care; ports, airports and other government buildings; i.e. schools, museums, libraries, sanitarium, churches, hospitals.

Agricultural Buildings are buildings which are used to house livestock, plants and agricultural products such as barn, poultry house, piggeries, stables, greenhouses and grain mill.

Other Non-Building Constructions include cemetery structures, street furniture, waiting sheds, communication towers, etc.

Addition refers to any new construction which increases the height or area of an existing building/structure.


Alteration refers to construction in a structure involving changes in the materials used, partitioning, location/size of openings, structural parts, existing utilities and equipment but does not increase the overall area thereof.

Repair refers to remedial work done on any damaged or deteriorated portion/s of a structure to restore its original condition.

Floor Area of Building refers to the sum of the area of each floor of the building measured to the outer surface of the outer walls including the area of lobbies, cellars,

elevator shafts and all communal spaces in multi-dwellings. Areas of balconies are excluded.

Total Value of Construction refers to the sum of the cost of building, electrical, mechanical, plumbing, and others. The value is derived from the approved building permit and represents the estimated value of the building or structure when completed.


DANITES E. TENIDO, Ph.D.
Chief Statistical Specialist


KJGH

