

# SPECIAL RELEASE

## Birth Statistics



Date of Release: **31 March 2022**  
Reference No. 2022-020



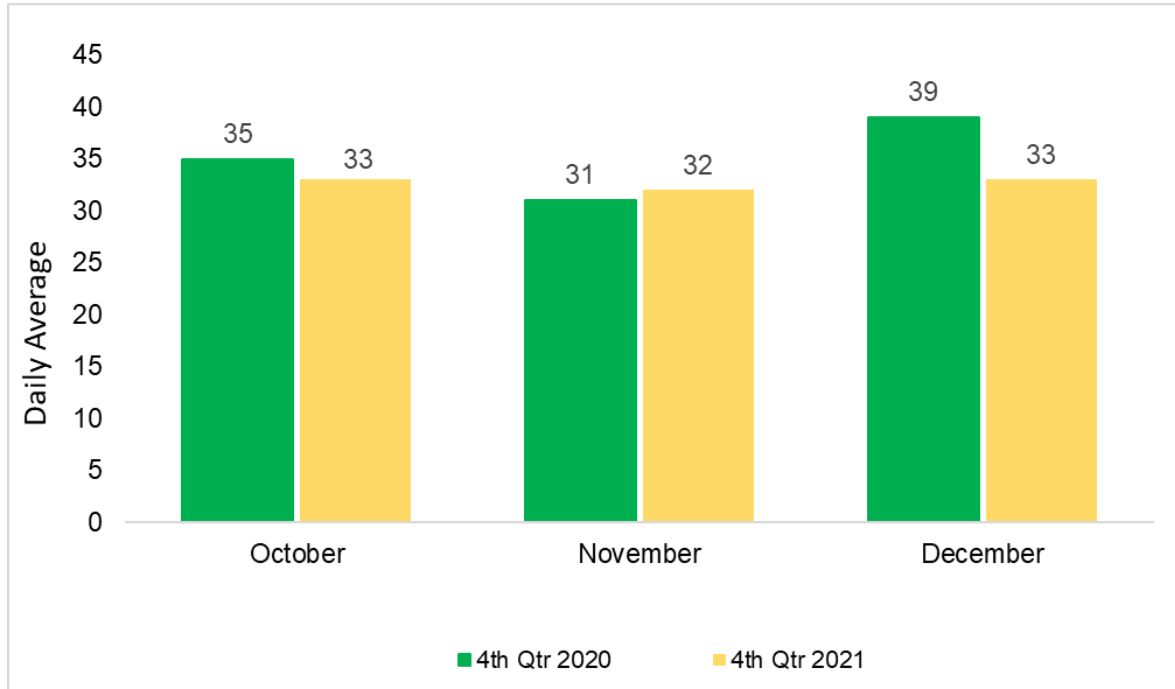
The number of registered live births in La Union in 4<sup>th</sup> quarter of 2021 totaled to 2,980. This figure is lower by 6.90 percent compared with the 3,201 registered live births in the same period of 2020. In 4<sup>th</sup> quarter of 2021, the daily average birth occurrences in the province was computed at 32 or an average of two babies born per hour. The month of December recorded the highest daily average births with 33 babies, while the month of November posted the lowest daily average births at 32 babies. (Table 1)

**TABLE 1. Number and Daily Average of Registered Live Births  
La Union: 4<sup>th</sup> Quarter 2020 and 4<sup>th</sup> Quarter 2021**

Month of Registration	Number		Daily Average	
	4th Quarter		4th Quarter	
	2021	2020	2021	2020
La Union	2,980	3,201	32	35
October	1,008	1,075	33	35
November	945	924	32	31
December	1,027	1,202	33	39

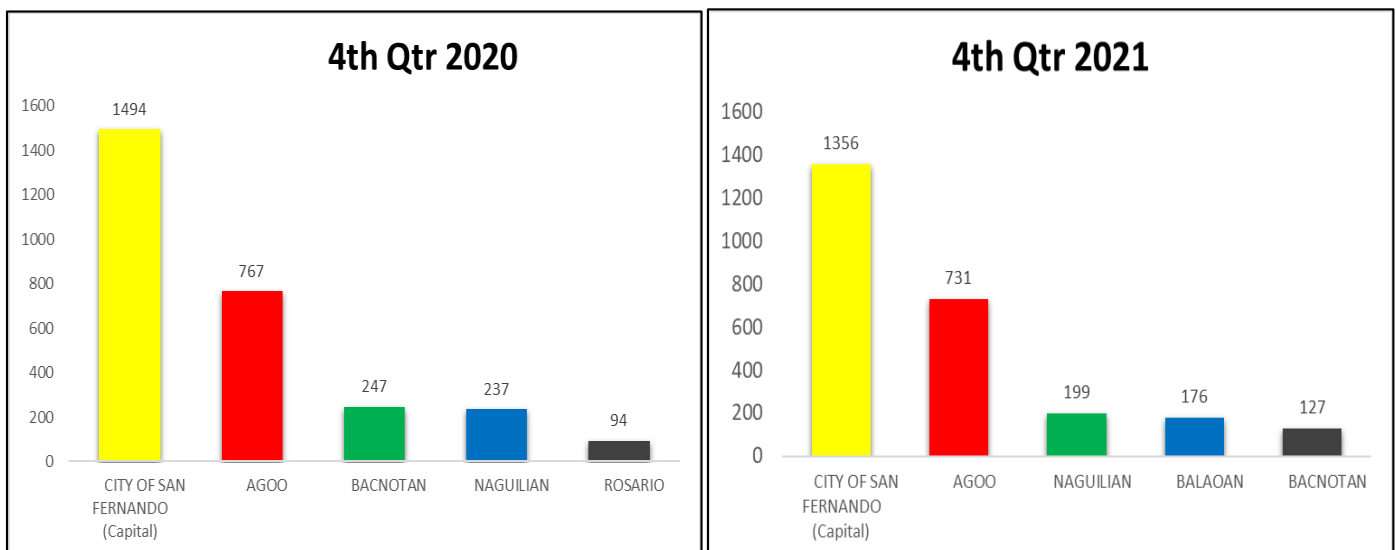
SOURCE: Preliminary Results from the Decentralized Vital Statistics System 2011

**FIGURE 1. Daily Average of Registered Live Births by Month  
La Union: 4<sup>th</sup> Quarter 2020 and 4<sup>th</sup> Quarter 2021**



Meanwhile, in the same quarter a year ago, the month of October and December have the same daily average number of registered live births both with 33 babies while the month of November posted the lowest with 32 daily average births. (Figure 1)

**FIGURE 2. Top Five City/Municipalities with the Highest Number  
of Registered Live Births, La Union: 4<sup>th</sup> Quarter 2020 and 4<sup>th</sup> Quarter 2021**





REPUBLIC OF THE PHILIPPINES  
**PHILIPPINE STATISTICS AUTHORITY**  
 LA UNION

Among the city/municipalities in the La Union, the City of San Fernando registered the highest number of births in 4<sup>th</sup> quarter of 2021 with 1,356 accounting to 45.50 percent of the total number of registered live births in La Union. Agoo ranked second with 731 live births (24.53 percent share). The municipalities of Naguilian, Balaoan and while Bacnotan distantly followed with 199 registered births (6.68 percent share), 176 registered births (5.91 percent share) and 127 registered births (4.26 percent share) respectively. (Figure 2)

**Table 2. Number and Percent Distribution of Registered Live Births by City/Municipality, La Union: 4<sup>th</sup> Quarter 2020 and 2021**

Month of Registration	Number		Percent	
	4th Quarter		4th Quarter	
	2021	2020	2021	2020
La Union	2,980	3,201	100.00	100.00
AGOO	731	767	24.53	23.96
ARINGAY	58	29	1.95	0.91
BACNOTAN	127	247	4.26	7.72
BAGULIN	20	39	0.67	1.22
BALAOAN	176	31	5.91	0.97
BANGAR	16	19	0.54	0.59
BAUANG	48	67	1.61	2.09
BURGOS	5	10	0.17	0.31
CABA	21	33	0.70	1.03
LUNA	3	3	0.10	0.09
NAGUILIAN	199	237	6.68	7.40
PUGO	13	11	0.44	0.34
ROSARIO	92	94	3.09	2.94
CITY OF SAN FERNANDO (Capital)	1,356	1,494	45.50	46.67
SAN GABRIEL	30	25	1.01	0.78
SAN JUAN	9	13	0.30	0.41
SANTO TOMAS	30	26	1.01	0.81
SANTOL	17	14	0.57	0.44
SUDIPEN	7	5	0.23	0.16
TUBAO	22	37	0.74	1.16

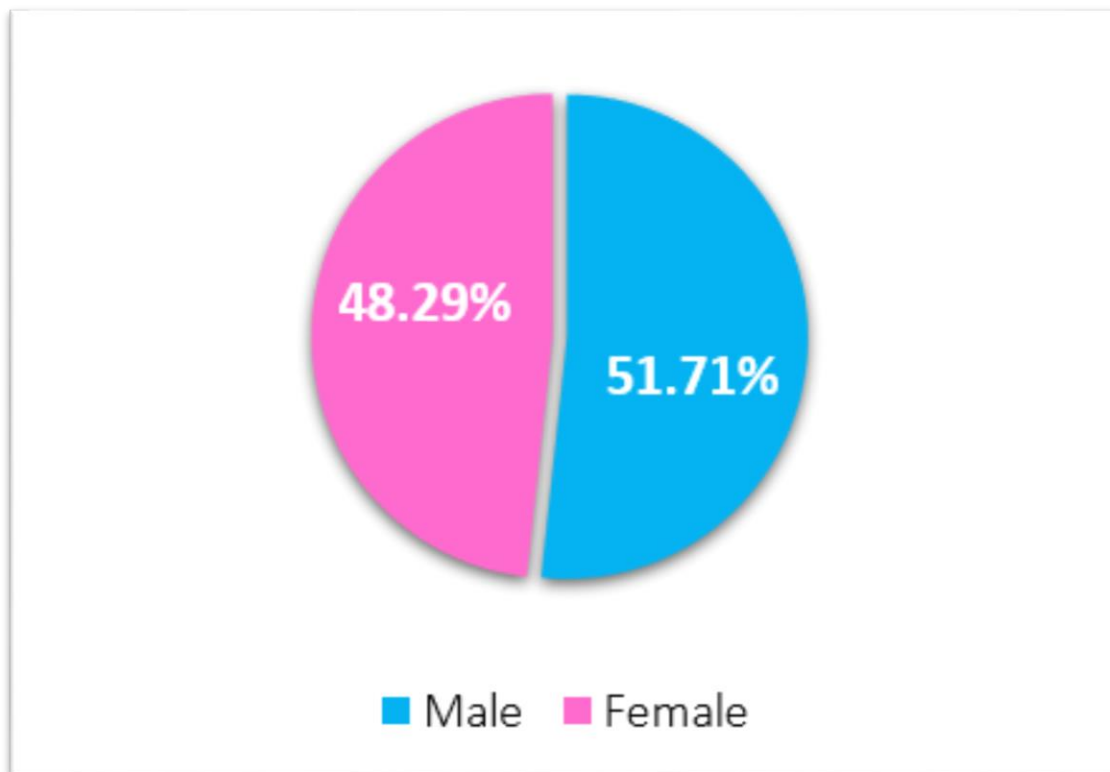
SOURCE: Preliminary Results from the Decentralized Vital Statistics System 2011

Similarly, the City of San Fernando posted the highest number of registered live births in 4<sup>th</sup> quarter of 2020 with 1,494 births or 46.67 percent of the total registered live births in the province. Agoo also ranked second with 767 births (23.96 percent share), Bacnotan, Naguilian and Rosario followed with 247 registered births (7.72 percent

share), 237 registered births (7.40 percent share) and 94 registered births (2.94 percent share) respectively. (Table 2)

Males with 1,541 (51.71 percent share) outnumbered females with 1,439 (48.29 percent share) in terms of registered live births in the province in 4<sup>th</sup> quarter of 2021 resulting to a sex ratio of 107 males per 100 females.

**Figure 3. Percent Distribution of Registered Live Births by Sex  
La Union:4<sup>th</sup> Quarter 2021**

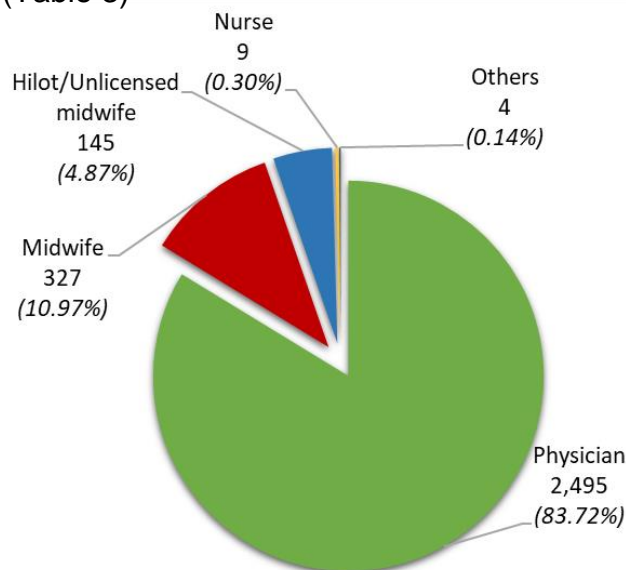


**Table 3. Number of Registered Live Births by Sex and by City/Municipality  
La Union: 4<sup>th</sup> Quarter 2021**

Month of Registration	Both Sexes	Male	Female	Sex Ratio
La Union	2,980	1,541	1,439	107
AGOO	731	379	352	108
ARINGAY	58	33	25	132
BACNOTAN	127	66	61	108
BAGULIN	20	13	7	186
BALAOAN	176	84	92	91
BANGAR	16	9	7	129
BAUANG	48	23	25	92
BURGOS	5	3	2	150
CABA	21	9	12	75
LUNA	3	1	2	50
NAGUILIAN	199	110	89	124
PUGO	13	4	9	44
ROSARIO	92	44	48	92
CITY OF SAN FERNANDO (Capital)	1,356	707	649	109
SAN GABRIEL	30	13	17	76
SAN JUAN	9	7	2	350
SANTO TOMAS	30	13	17	76
SANTOL	17	9	8	113
SUDIPEN	7	3	4	75
TUBAO	22	11	11	100

SOURCE: Preliminary Results from the Decentralized Vital Statistics System 2011

Ten city/municipalities registered a sex ratio that is higher than the provincial sex ratio. The highest sex ratio of 350 was recorded in the municipality of San Juan. It was followed by the municipalities of Bagulin and Burgos with a sex ratio of 186 and 150 respectively. (Table 3)




**FIGURE 4. Percent Distribution of Registered Live Births  
by Attendant at Birth, La Union: 4<sup>th</sup> Quarter 2021**



REPUBLIC OF THE PHILIPPINES  
PHILIPPINE STATISTICS AUTHORITY  
LA UNION

Majority of birth deliveries in La Union in 4<sup>th</sup> quarter of 2021 were attended by medical professionals (physician, midwife, or nurse) accounting to 95.20% of the total registered birth deliveries. Births delivered by physicians recorded the highest number with 2,495 (83.72 percent share) followed by midwives with 327 (10.97 percent share) and nurse with 9 birth deliveries (0.30 percent share).

On the other hand, 145 births or 4.87 percent of the total delivered births in the province in 2021 4<sup>th</sup> quarter were delivered by a hilot/traditional birth attendant. Meanwhile, there were 4 births (0.14 percent share) delivered by other birth attendants. (Figure 4)

  
**DANITES E. TENIDO, Ph.D.**  
Chief Statistical Specialist

***Explanatory Notes***

*Data on births presented in this release were obtained from the Certificate of Birth (Municipal Form No. 102) that were registered at the Office of the City/Municipal Civil Registrars in La Union and forwarded to the Philippine Statistics Authority La Union Provincial Statistical Office. Information presented include births registered from October to December of 2020 and October to December 2021.*