

SPECIAL RELEASE

Birth Statistics

La Union: 2021 Annual Report

Date of Release: **16 February 2022**

Reference No. 2022-007

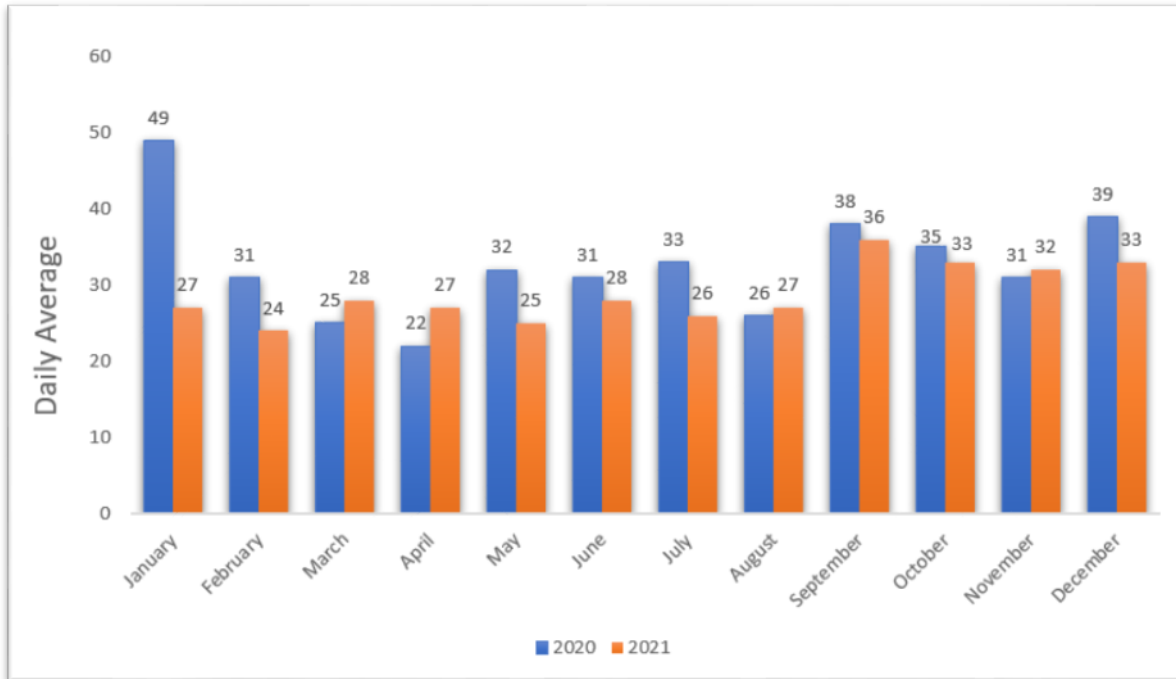


The number of registered live births in La Union in 2021 summed up to 10,503, a decrease of 12.28 percent birth occurrences compared with 11,973 registered live births in 2020. The daily average birth occurrence in 2021 was computed at 29 or an average of two babies born per hour. In 2021, the month of September recorded the highest daily average births at 36 babies, while the month of February posted the lowest daily average births at 24 babies. (Table 1)

**TABLE 1. Number and Daily Average of Registered Live Births
La Union: 2020 and 2021**

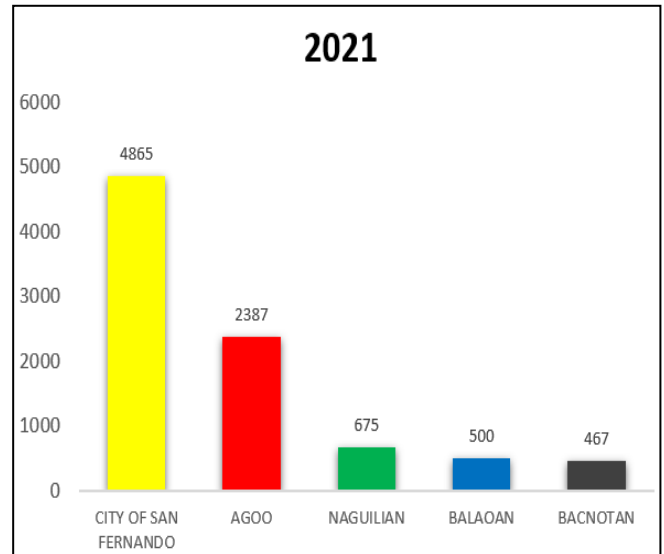
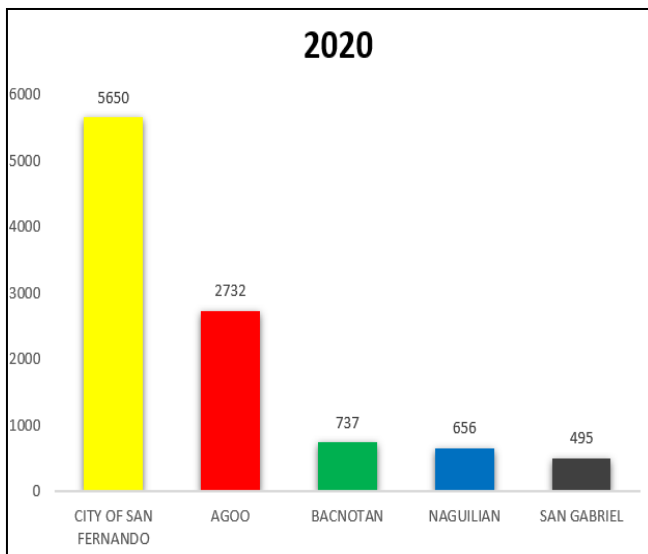
Month of Registration	Number		Daily Average	
	2021	2020	2021	2020
La Union	10,503	11,973	29	33
January	842	1,528	27	49
February	660	907	24	31
March	872	777	28	25
April	807	664	27	22
May	770	1,000	25	32
June	836	921	28	31
July	820	1,011	26	33
August	839	812	27	26
September	1,077	1,152	36	38
October	1,008	1,075	33	35
November	945	924	32	31
December	1,027	1,202	33	39

SOURCE: Preliminary Results from the Decentralized Vital Statistics System 2011



**FIGURE 1. Daily Average of Registered Live Births by Month
La Union: 2020 and 2021**

Meanwhile in 2020, the month of January posted the highest daily average number of registered live births at 49 babies while the month of April posted the lowest with 22 daily average births. (Figure 1)



**FIGURE 2. Top Five City/Municipalities with the Highest Number
of Registered Live Births, La Union: 2020 and 2021**

Among the city/municipalities in the province, the City of San Fernando registered the highest number of births in 2021 with 4,865 or 46.32 percent of the total number of registered live births in La Union. Agoo ranked second with 2,387 live births (22.73



REPUBLIC OF THE PHILIPPINES
PHILIPPINE STATISTICS AUTHORITY
 LA UNION

percent share). The municipalities of Naguilian, Balaoan and Bacnotan distantly followed with 675 registered births (6.43 percent share), 500 registered births (4.76 percent share) and 467 registered births (4.45 percent share) respectively. (Figure 2)

Table 2. Number and Percent Distribution of Registered Live Births by City/Municipality, La Union: 2020 and 2021

Month of Registration	Number		Percent	
	2021	2020	2021	2020
La Union	10,503	11,973	100.00	100.00
AGOO	2,387	2,732	22.73	22.82
ARINGAY	175	106	1.67	0.89
BACNOTAN	467	737	4.45	6.16
BAGULIN	187	75	1.78	0.63
BALAOAN	500	216	4.76	1.80
BANGAR	64	88	0.61	0.73
BAUANG	145	223	1.38	1.86
BURGOS	34	34	0.32	0.28
CABA	106	109	1.01	0.91
LUNA	15	16	0.14	0.13
NAGUILIAN	675	656	6.43	5.48
PUGO	42	142	0.40	1.19
ROSARIO	323	311	3.08	2.60
CITY OF SAN FERNANDO (Capital)	4,865	5,650	46.32	47.19
SAN GABRIEL	122	495	1.16	4.13
SAN JUAN	58	61	0.55	0.51
SANTO TOMAS	130	124	1.24	1.04
SANTOL	91	59	0.87	0.49
SUDIPEN	29	38	0.28	0.32
TUBAO	88	101	0.84	0.84

SOURCE: Preliminary Results from the Decentralized Vital Statistics System 2011

Similarly, the City of San Fernando posted the highest number of registered live births in 2020 with 5,650 births or 47.19 percent of the total registered live births in the province. Agoo also ranked second with 2,732 births (22.82 percent share), Bacnotan, Naguilian and San Gabriel followed with 737 registered births (6.16 percent share), 656 registered births (5.48 percent share) and 495 registered births (4.14 percent share) respectively. (Table 2)

**Table 3. Number of Registered Live Births by Sex and by City/Municipality
La Union: 2021**

Month of Registration	Both Sexes	Male	Female	Sex Ratio
La Union	10,503	5,400	5,103	106
AGOO	2,387	1226	1161	106
ARINGAY	175	84	91	92
BACNOTAN	467	239	228	105
BAGULIN	187	79	108	73
BALAOAN	500	255	245	104
BANGAR	64	35	29	121
BAUANG	145	61	84	73
BURGOS	34	19	15	127
CABA	106	58	48	121
LUNA	15	8	7	114
NAGUILIAN	675	337	338	100
PUGO	42	15	27	56
ROSARIO	323	169	154	110
CITY OF SAN FERNANDO (Capital)	4,865	2564	2301	111
SAN GABRIEL	122	61	61	100
SAN JUAN	58	26	32	81
SANTO TOMAS	130	67	63	106
SANTOL	91	38	53	72
SUDIPEN	29	15	14	107
TUBAO	88	44	44	100

SOURCE: Preliminary Results from the Decentralized Vital Statistics System 2011

Males with 5,400 (51.41 percent share) outnumbered females with 5,103 (48.59 percent share) in terms of registered live births in the province in 2021 resulting to a sex ratio of 106 males per 100 females.

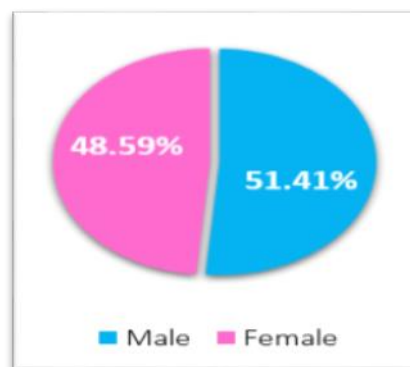


Figure 3. Percent Distribution of Registered Live Births by Sex, La Union: 2021

Seven city/municipalities registered a sex ratio that is higher than the provincial ratio. The highest sex ratio of 127 was recorded in Burgos. This was followed by Caba and Bangar with the same sex ratio of 121, Luna with 114, and City of San Fernando with 106. (Table 3)

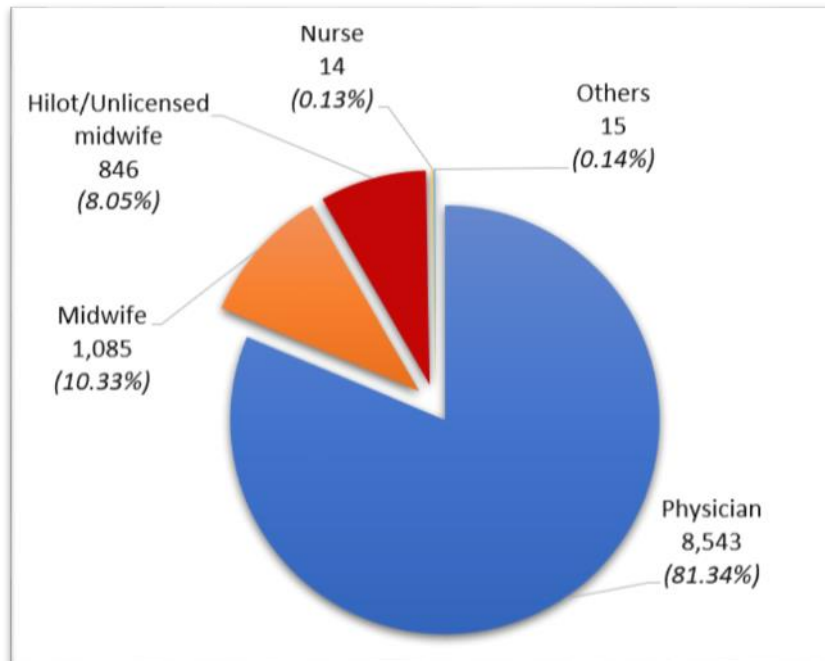



FIGURE 4. Number of Registered Live Births by Attendant at Birth La Union: 2021

Majority of 91.80% birth deliveries in La Union in 2021 were attended by medical professionals (physician, midwife, or nurse). Births delivered by physicians recorded the highest number with 8,543(81.34 percent share) followed by midwives with 1,085 (10.33 percent share) and nurse with 14 birth deliveries (0.13 percent share).

On the other hand, 846 births or 8.05 percent of the total delivered births in the province in 2021 were delivered by a hilot/traditional birth attendant. Meanwhile, there were 15 births (0.14 percent share) delivered by other birth attendants. (Figure 4)


DANITES E. TEÑIDO, Ph.D.
Chief Statistical Specialist


/MMAAA

Explanatory Notes

Data on births presented in this release were obtained from the Certificate of Birth (Municipal Form No. 102) that were registered at the Office of the City/Municipal Civil Registrars in La Union and forwarded to the Philippine Statistics Authority La Union Provincial Statistical Office. Information presented include births registered from January to December of 2020 and 2021.