



SPECIAL RELEASE

Palay Production in the Ilocos Region Improves in 3rd Quarter 2022

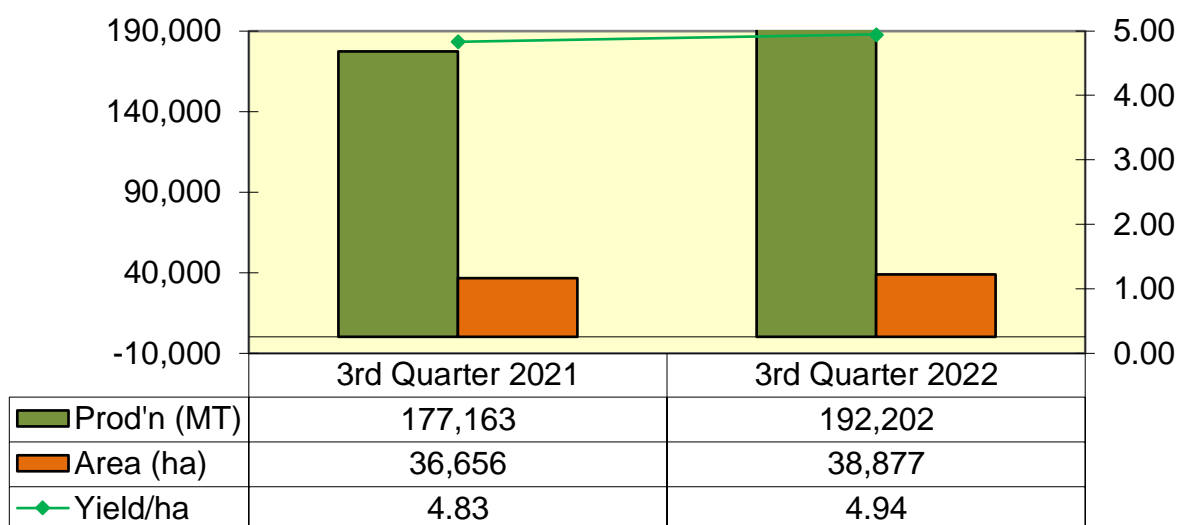
Date of Release: 02 December 2022

Reference No. 2022-068

The volume of palay production in the Ilocos Region registered higher growth in 3rd quarter 2022 compared to its level, a year ago. The current production of 192,202 metric tons, or 8.49 percent is higher than the 177,163 metric tons output in 3rd quarter 2021.

As to the harvest area, the region marked an increase of 6.06 percent or 38,877 hectares from the 36,656 hectares in 3rd quarter 2021. Meanwhile, the yield per hectare also improved from 4.83 metric tons to 4.94 metric tons.

**Figure 1. Palay Estimates, Ilocos Region
3rd Quarter 2021 and 3rd Quarter 2022**



Source: Palay Production Survey, PSA



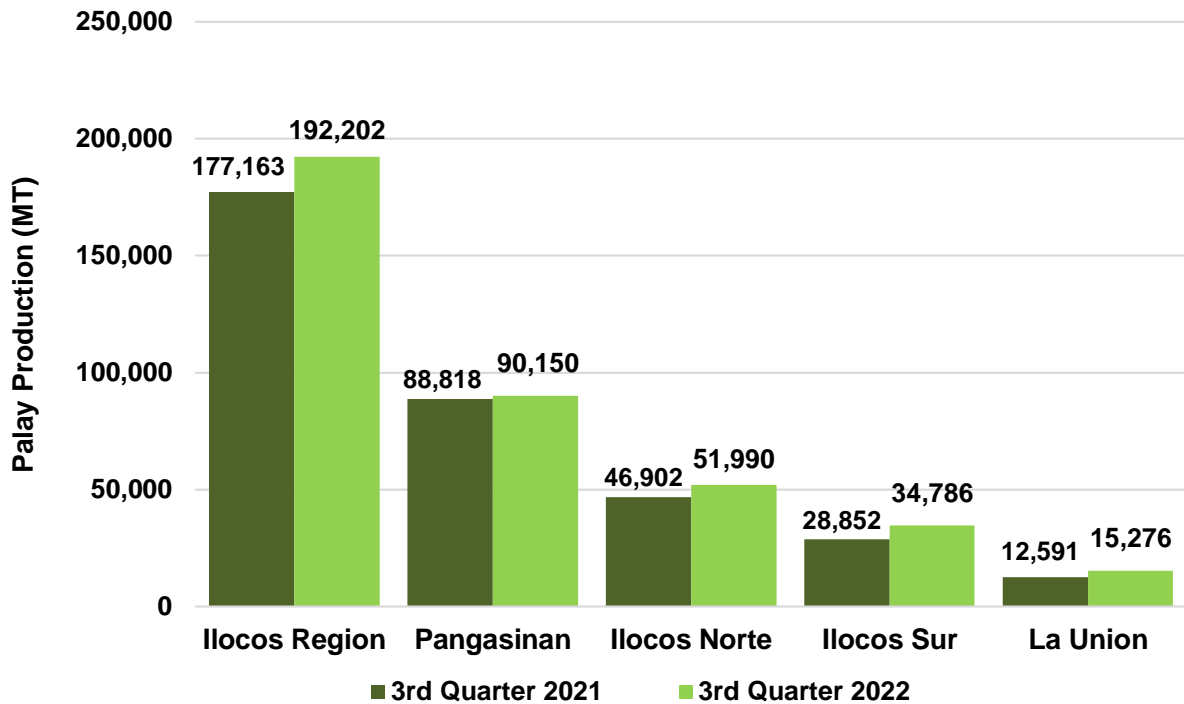
Management System
ISO 9001:2015



www.tuv.com
ID 9108640991

All provinces posted higher volume of palay production in 3rd quarter 2022.

**Figure 2. Palay Production (in MT) by Province, Ilocos Region
3rd Quarter 2021 and 3rd Quarter 2022**

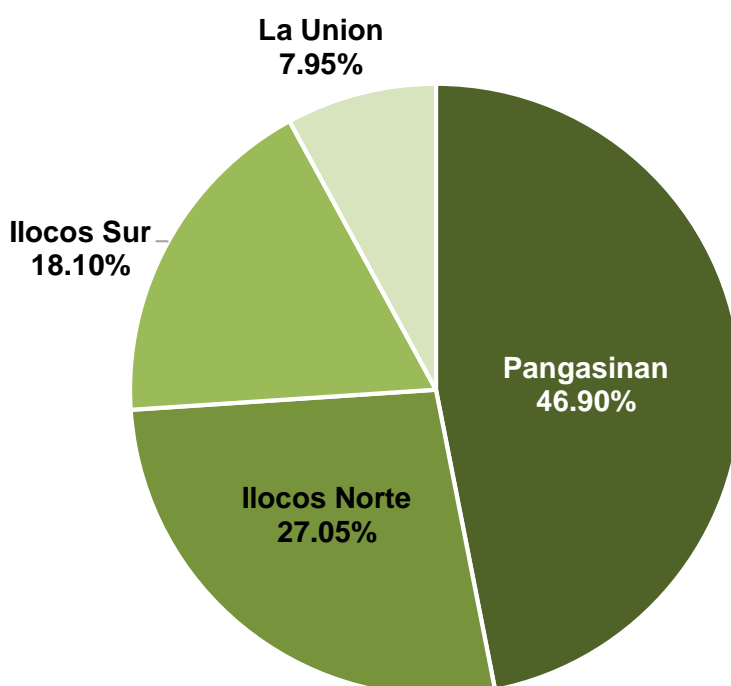


Source: Palay Production Survey, PSA

Pangasinan contributed the largest production of palay among the provinces, registering 46.90 percent of the total output of the region in 3rd quarter 2022. The province posted a production of 90,150 metric tons during the period, higher than the output in 3rd quarter 2021 of 88,818 metric tons. Similarly, the yield per hectare improved from 4.73 metric tons in 3rd quarter 2021 to 4.80 metric tons in 3rd quarter 2022. Meanwhile, the area harvested was pegged at 18,776 hectares in 3rd quarter 2022.



Figure 3. Percentage Distribution of Volume of Palay Production by Province, Ilocos Region: 3rd Quarter 2022



Source: Palay Production Survey, PSA

The province of Ilocos Norte, which shared 27.05 percent to the total palay production of the Ilocos Region in 3rd quarter 2022, recorded 51,990 metric tons output. This is 10.85 percent higher than the production of 46,902 metric tons in 3rd quarter 2021. The harvest area during the period went up from 9,155 hectares to 9,926 hectares. Likewise, the yield per hectare grew from 5.12 metric tons to 5.24 metric tons.

The volume of palay production in Ilocos Sur, which shared 18.10 percent to the total palay production of the Ilocos Region in 3rd quarter 2022, recorded 34,786 metric tons during the period. The output was higher by 20.57 percent from the 28,852 metric tons record in 3rd quarter 2021. The harvest area increased from 5,811 hectares to 6,841 hectares. The yield per hectare also increased from 4.97 metric tons to 5.08 metric tons.



The province of La Union registered 21.33 percent increase compared to its output in 3rd quarter 2021. The recorded palay produce of the province in 3rd quarter 2022 was 15,276 metric tons. The harvest area also increased from 2,914 hectares to 3,334 hectares during the period. The yield per hectare grew from 4.32 metric tons to 4.58 metric tons.

**Table 1. Palay Production Estimates by Province
Ilocos Region: 3rd Quarter 2021 and 3rd Quarter 2022**

ITEM	3rd Quarter		Growth Rate (%)
	2021	2022	
PRODUCTION (MT)	177,163	192,202	8.49
Ilocos Norte	46,902	51,990	10.85
Ilocos Sur	28,852	34,786	20.57
La Union	12,591	15,276	21.33
Pangasinan	88,818	90,150	1.50
AREA HARVESTED (Ha)	36,656	38,877	6.06
Ilocos Norte	9,155	9,926	8.42
Ilocos Sur	5,811	6,841	17.73
La Union	2,914	3,334	14.41
Pangasinan	18,776	18,776	0.00
YIELD/HECTARE	4.83	4.94	2.29
Ilocos Norte	5.12	5.24	2.24
Ilocos Sur	4.97	5.08	2.41
La Union	4.32	4.58	6.04
Pangasinan	4.73	4.80	1.50

Note: Details may not add up to total due to rounding

Source: Palay Production Survey, PSA



TECHNICAL NOTES

The Palay Production Survey (PPS) is conducted simultaneously with Corn Production Survey (CPS). The survey generates estimates on palay production, area and yield and other production-related data that serve as inputs for policymaking and programs on palay/rice. The PPS covers sample-farming households in sample barangays in all provinces. It is conducted quarterly with the following quarters as the reference periods:

SURVEY ROUND/S	PERIOD COVERED
April Round Survey	January to March
July Round Survey	April to June
October Round Survey	July to September
January Round Survey	October to December

ATTY. SHEILA O. DE GUZMAN

Regional Director

JYY/TBO/KJAG



Parammata Bldg. C, Diversion Road, Sitio 5, Brgy. Biday, City of San Fernando, La Union
Telefax: 607-0247/ 888-2582
www.rss01.psa.gov.ph