



SPECIAL RELEASE

FARM PRICE SITUATION OF SELECTED AGRICULTURAL CROPS Ilocos Region, 2nd Quarter 2020




Date of Release: November 20, 2020

Reference No. 2020-052

CEREALS

The average farmgate price of palay other variety, dry, in Ilocos Region increased by 5.75 percent from PhP 17.75 per kilo in 2nd quarter 2019 to PhP 18.77 per kilo this 2nd quarter 2020. On the other hand, decreases in prices of corn matured white by 7.77 percent and corn matured yellow by 12.77 percent were noted during same period.

Figure 1. Quarterly Average Farmgate Prices of Cereals
Ilocos Region, 2nd Quarter 2019 & 2020







2 nd Quarter 2019		2 nd Quarter 2020	
Palay	17.75	18.77	
Corn matured White	25.10	23.15	
Yellow	14.41	12.57	

Source: PSA - 2020 Farm Price Survey (FPS)

FRUIT VEGETABLES

Increases in the average farmgate prices of ampalaya , eggplant and okra by 1.63 percent, 12.16 percent and 3.81 percent, respectively, were noted in 2nd quarter 2020. In contrast, squash decrease in price by 8.26 percent, upo by 3.66 percent and tomato, having the biggest drop in price, by 41.33 percent.

Figure 2. Quarterly Average Farmgate Prices of Fruit Vegetables Ilocos Region, 2nd Quarter 2019 & 2020 (in Pesos per Kilogram)

2 nd Quarter 2019		2 nd Quarter 2020	
Ampalaya	29.97	30.46	
Eggplant	14.14	15.86	
Tomato	30.46	17.87	
Squash	13.32	12.22	
Okra	15.49	16.08	
Upo	15.01	14.46	

Source: PSA - 2020 Farm Price Survey (FPS)

LEAFY VEGETABLES

Leafy vegetables namely cabbage, cauliflower and pechay native registered decreases in farmgate price this 2nd quarter 2020 by 36.06 percent, 19.70 percent and 16.34 percent, respectively, over last year's price level. However, kangkong increase in average farmgate price by 2.60 percent from Php 22.68 per kilo last 2nd quarter 2019 to PhP 23.27 per kilo this 2nd quarter 2020.

Figure 3. Quarterly Average Farmgate Prices of Leafy Vegetables Ilocos Region, 2nd Quarter 2019 & 2020 (in Pesos per Kilogram)




2 nd Quarter 2019		2 nd Quarter 2020	
Cabbage	13.67	8.74	
Cauliflower	13.60	10.92	
Pechay Native	17.62	14.74	
Kangkong	22.68	23.27	

Source: PSA - 2020 Farm Price Survey (FPS)

LEGUMES

Most of the legumes registered farmgate price increases in 2nd quarter 2020. Mongo green, shiny and mongo green, labo increase in prices by 13.96 percent and 4.17 percent, respectively. Likewise, stringbeans increased by 6.38 percent over last year's price of Php 26.63 per kilo. Price of peanut with shell, dry peaked up to Php 62.94 per kilo in 2nd quarter 2020, about 60.07 percent higher than last year's price.

Figure 4. Quarterly Average Farmgate Prices of Legumes Ilocos Region, 2nd Quarter 2019 & 2020 (in Pesos per Kilogram)

2 nd Quarter 2019		2 nd Quarter 2020		
Mongo	Green Shiny	52.43	59.75	
	Green Labo	54.66	56.94	
Peanut	With Shell, Fresh	26.60	33.07	
	With Shell, Dry	39.32	62.94	
Stringbeans	26.63	28.33		

Source: PSA - 2020 Farm Price Survey (FPS)

CONDIMENTS

Average farmgate prices of essential condiments soared up in 2nd quarter 2020. Garlic native increased by 51.11 percent, ginger native by 158.62 percent, and onion red native by 66.31 percent over their respective price levels in 2nd quarter 2019. However, decreases in the prices of bell pepper and finger pepper were noted by 43.14 percent and 2.09 percent respectively, were noted.

Figure 5. Quarterly Average Farmgate Prices of Condiments Ilocos Region, 2nd Quarter 2019 & 2020 (in Pesos per Kilogram)



2 nd Quarter 2019		2 nd Quarter 2020	
Garlic Native	72.82	110.04	
Ginger Native	37.94	98.12	
Onion Red Native	21.67	36.04	
Bell Pepper	40.68	23.13	
Finger Pepper	15.82	15.49	

Source: PSA - 2020 Farm Price Survey (FPS)

ROOTCROPS

The main rootcrops produced in the region also increased in average farmgate prices in 2nd quarter 2020. Cassava soared up to PhP 19.18 per kilo or about 74.84 percent higher than the price of PhP 10.97 per kilo in 2nd quarter 2019. Average Farmgate price of camote also increased by 8.88 percent.

Figure 6. Quarterly Average Farmgate Prices of Rootcrops Ilocos Region , 2nd Quarter 2019 & 2020/P (in Pesos per Kilogram)

2 nd Quarter 2019		2 nd Quarter 2020	
Cassava	10.97	19.18	
Sweet Potato	23.66	25.76	

Source: PSA - 2020 Farm Price Survey (FPS)

NON-FOOD AND INDUSTRIAL CROPS (NFICS)

Among the non-food and industrial crops produced in the region are coconut and tobacco. Average farmgate prices of native tobacco, dry ,and virginia tobacco, dry, in 2nd quarter 2020 decreased by 5.74 percent and 13.95 percent, respectively, over last year's prices. Likewise, coconut green, young decreased by 0.86 percent over last year's level while coconut mature increase in farmgate price by 1.98 percent.

Figure 7. Quarterly Average Farmgate Prices of NFICS Ilocos Region , 2nd Quarter 2019 & 2020 (in Pesos per Kilogram)

2 nd Quarter 2019		2 nd Quarter 2020	
Tobacco			
Native Dry	88.88	83.78	
Virginia Dry	69.03	59.40	
Coconut			
Mature	11.63	11.86	
Green Young	12.80	12.69	

Source: PSA - 2020 Farm Price Survey (FPS)

FRUITS

The average farmgate price of banana latundan increased by 18.80 percent from Php 24.80 per kilo in 2nd quarter 2019 to Php 29.46 per kilo in 2020 of same period. Likewise, banana saba increased by 13.54 percent. On the other hand, calamansi, mango carabao, green and watermelon registered decreases in their farmgate prices by 19.59 percent, 5.99 percent and 25.82 percent, respectively.

Figure 7. Quarterly Average Farmgate Prices of Fruits
Ilocos Region , 2nd Quarter 2019 & 2020
(in Pesos per Kilogram)

2 nd Quarter 2019		2 nd Quarter 2020		
Banana	Latundan	24.80	29.46	 
	Saba	20.97	23.81	
Calamansi		35.42	28.48	
Mango	Carabao	32.53	30.58	
Watermelon		17.62	13.07	

Source: PSA - 2020 Farm Price Survey (FPS)

TECHNICAL NOTES

The data for this report is collected by the PSA through the Farm Prices Survey (FPS). This is a nationwide household-based survey conducted monthly to gather data on farmgate or producer's prices received by farmers, livestock and poultry raisers for the sale of their produce, at the first point of sale, excluding transportation and delivery cost.

Farmgate price refers to the price received by farmers for their produce at the location of farm. Thus, the marketing costs such as the transport and other marketing cost (if any) incurred in selling the produce are not included in the farmgate prices.


ATTY. SHEILA O. DE GUZMAN
Officer-In-Charge, RSSO I


JYY/DAI

